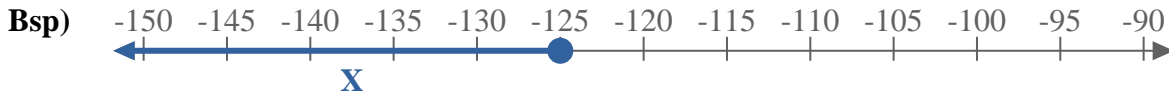


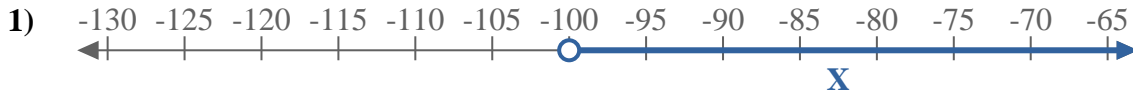


Schreibe eine Ungleichung auf, um die blaue Linie auf dem Zahlenstrahl darzustellen.

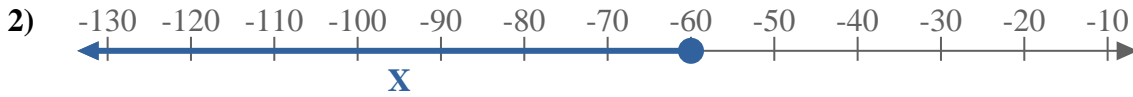
**Antworten**



Bsp.  $X \leq -125$



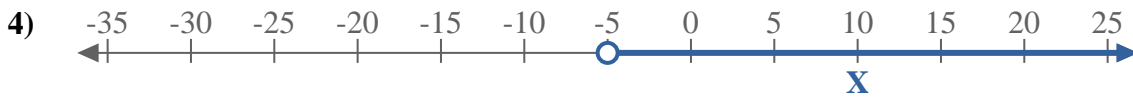
1. \_\_\_\_\_



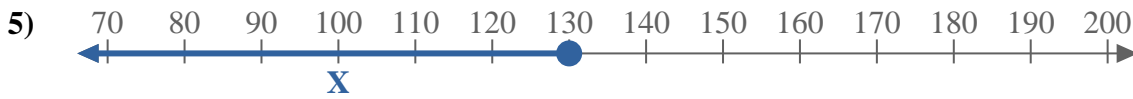
2. \_\_\_\_\_



3. \_\_\_\_\_



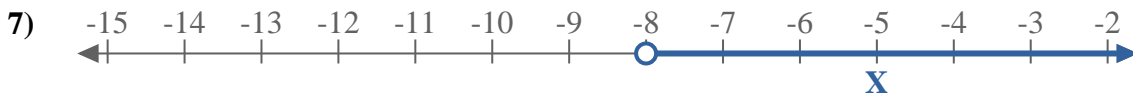
4. \_\_\_\_\_



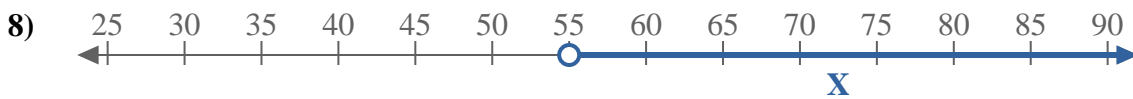
5. \_\_\_\_\_



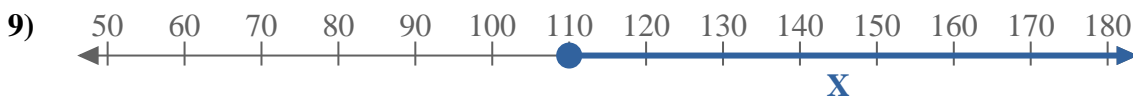
6. \_\_\_\_\_



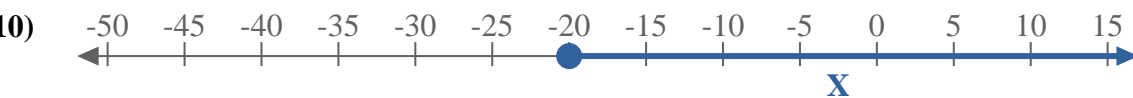
7. \_\_\_\_\_



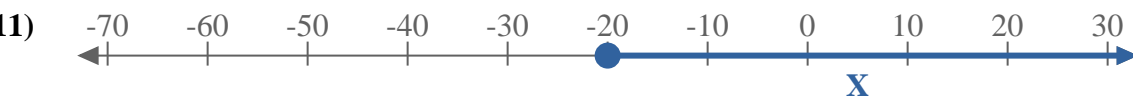
8. \_\_\_\_\_



9. \_\_\_\_\_



10. \_\_\_\_\_



11. \_\_\_\_\_



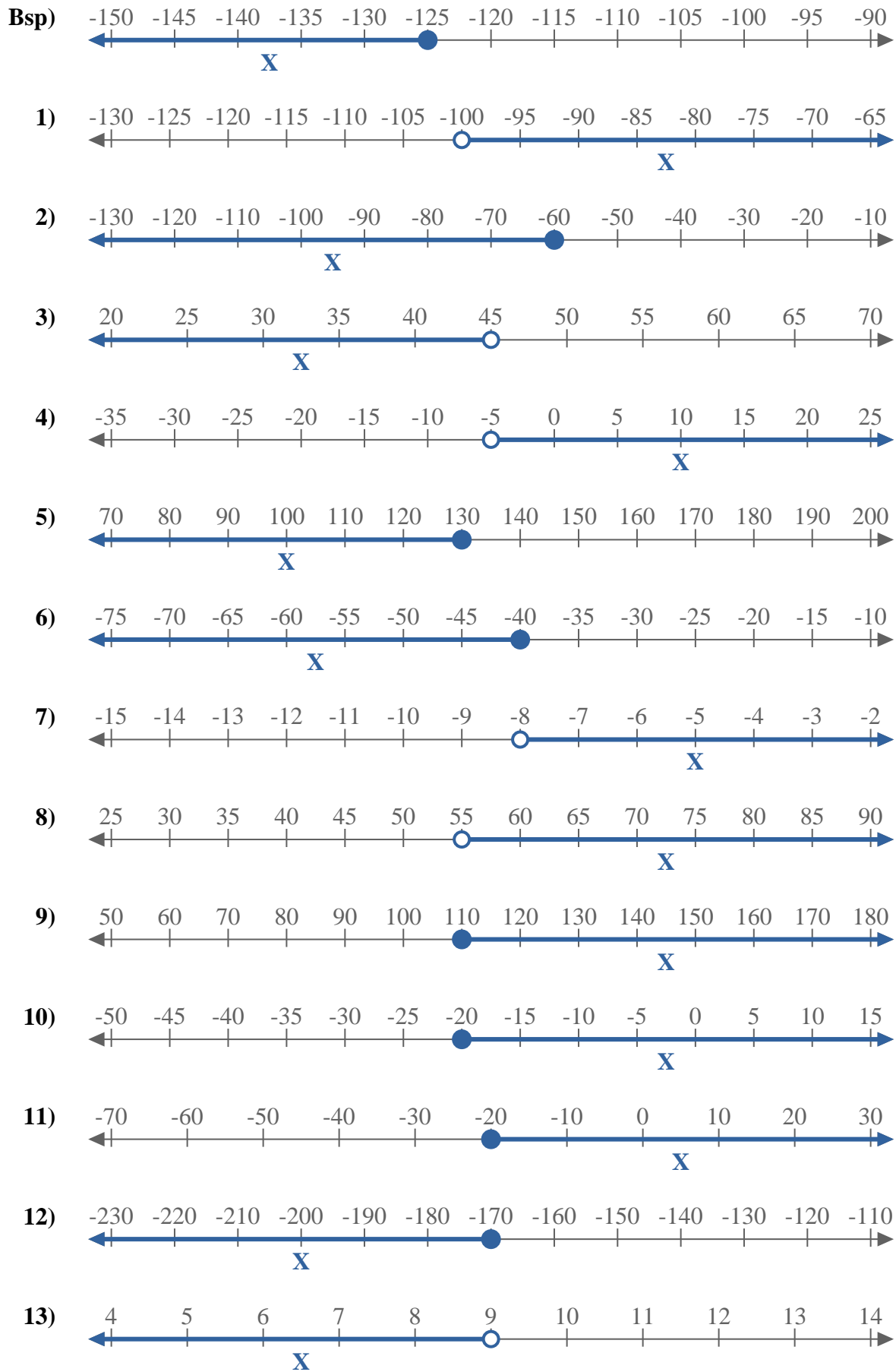
12. \_\_\_\_\_



13. \_\_\_\_\_



Schreibe eine Ungleichung auf, um die blaue Linie auf dem Zahlenstrahl darzustellen.



**Antworten**

- Bsp.  $X \leq -125$
1.  $X > -100$
2.  $X \leq -60$
3.  $X < 45$
4.  $X > -5$
5.  $X \leq 130$
6.  $X \leq -40$
7.  $X > -8$
8.  $X > 55$
9.  $X \geq 110$
10.  $X \geq -20$
11.  $X \geq -20$
12.  $X \leq -170$
13.  $X < 9$