Messen Sie jeden Punkt von Spitze zu Spitze und tragen Sie dann Ihre Ergebnisse in das Liniendiagramm ein.

Bsp)

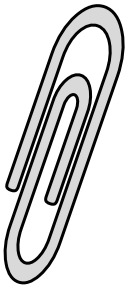

1)



2)



3)

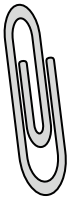

4)

5)

6)

7)



8)

9)



10)

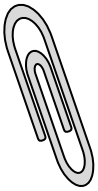

11)

Line Plot

$\frac{1}{4}$	$\frac{1}{2}$	$\frac{3}{4}$	1	$1\frac{1}{4}$	$1\frac{1}{2}$	$1\frac{3}{4}$	2

Antworten

Bsp. $1\frac{1}{2}$

1. _____
2. _____
3. _____
4. _____
5. _____
6. _____
7. _____
8. _____
9. _____
10. _____
11. _____

1-10	91	82	73	64	55	45	36	27	18	9
11	0									

Messen Sie jeden Punkt von Spitze zu Spitze und tragen Sie dann Ihre Ergebnisse in das Liniendiagramm ein.

Bsp)

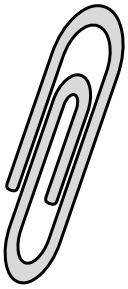

1)



2)



3)

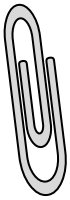

4)

5)

6)

7)



8)

9)



10)

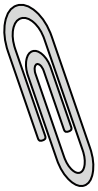

11)

Line Plot

X	X		X		X		
X	X	X	X	X	X	X	X
$\frac{1}{4}$	$\frac{1}{2}$	$\frac{3}{4}$	1	$1\frac{1}{4}$	$1\frac{1}{2}$	$1\frac{3}{4}$	2

Antworten

Bsp.	$1\frac{1}{2}$
1.	$1\frac{3}{4}$
2.	2
3.	1
4.	$\frac{3}{4}$
5.	$\frac{1}{2}$
6.	$\frac{1}{4}$
7.	$1\frac{1}{4}$
8.	$\frac{1}{4}$
9.	$1\frac{1}{2}$
10.	1
11.	$\frac{1}{2}$

1-10	91	82	73	64	55	45	36	27	18	9
11	0									