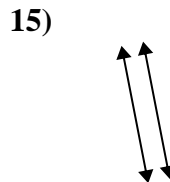
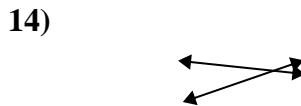
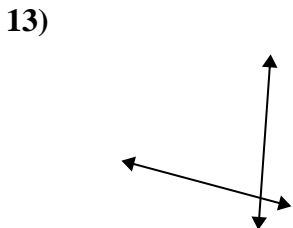
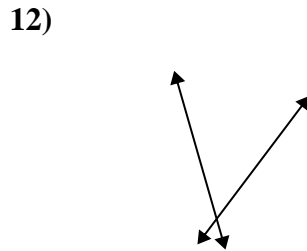
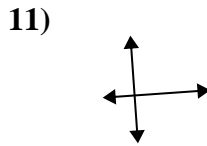
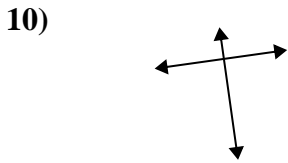
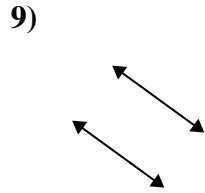
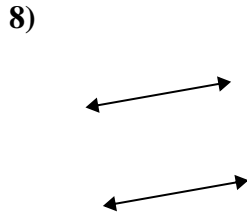
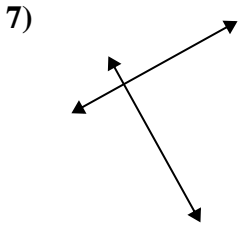
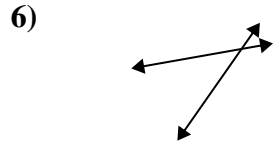
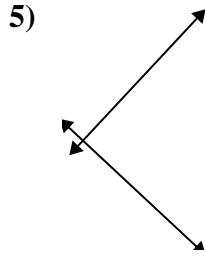
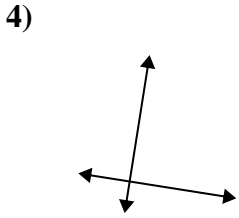
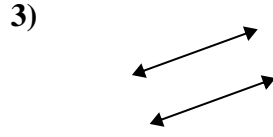
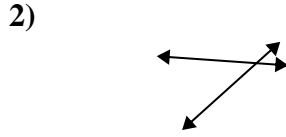
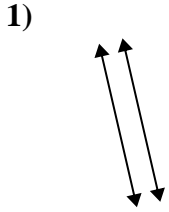




Benutze 'parallel', 'rechtwinklig'(rech) oder 'sich überschneidend'(über) um die Linien zu beschreiben.

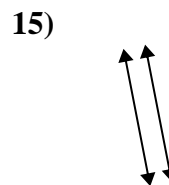
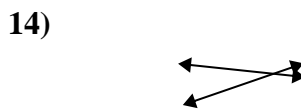
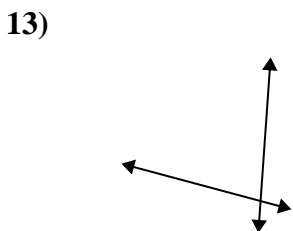
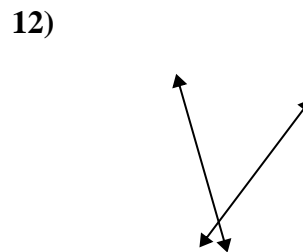
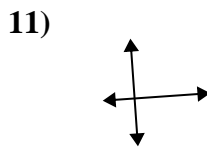
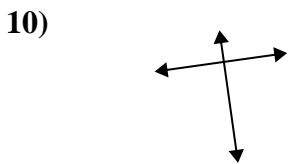
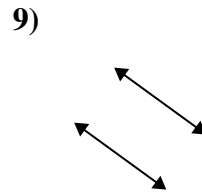
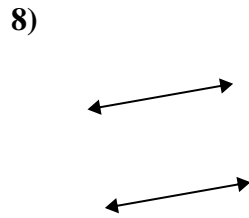
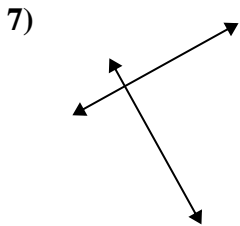
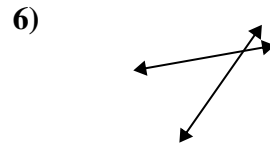
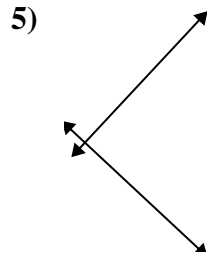
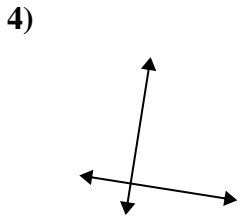
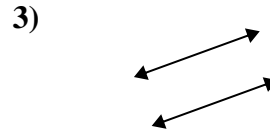
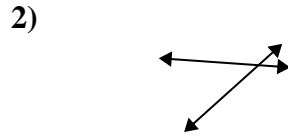
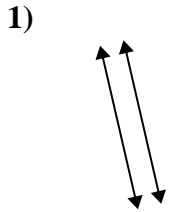
**Antworten**



1. \_\_\_\_\_
2. \_\_\_\_\_
3. \_\_\_\_\_
4. \_\_\_\_\_
5. \_\_\_\_\_
6. \_\_\_\_\_
7. \_\_\_\_\_
8. \_\_\_\_\_
9. \_\_\_\_\_
10. \_\_\_\_\_
11. \_\_\_\_\_
12. \_\_\_\_\_
13. \_\_\_\_\_
14. \_\_\_\_\_
15. \_\_\_\_\_



Benutze 'parallel', 'rechtwinklig'(rech) oder 'sich überschneidend'(über) um die Linien zu beschreiben.



**Antworten**

1. parallel

2. über

3. parallel

4. rech & über

5. rech & über

6. über

7. rech & über

8. parallel

9. parallel

10. rech & über

11. rech & über

12. über

13. über

14. über

15. parallel