Multiplizieren von Brüchen - visuell

Name:

Benutze das Feld um ein visuelles Beispiel zu geben, wie man zwei Brüche miteinander multipliziert.

Bsp) $\frac{7}{9} \cdot \frac{1}{6} =$

1) $\frac{1}{9} \cdot \frac{6}{8} =$

2) $\frac{2}{7} \cdot \frac{1}{5} =$

3) $\frac{1}{5} \cdot \frac{1}{2} =$

4) $\frac{2}{4} \cdot \frac{5}{6} =$

5) $\frac{3}{7} \cdot \frac{1}{2} =$

6) $\frac{1}{4} \cdot \frac{1}{6} =$

7) $\frac{8}{9} \cdot \frac{7}{8} =$

8) $\frac{5}{6} \cdot \frac{2}{3} =$

9) $\frac{5}{7} \cdot \frac{2}{4} =$

10) $\frac{5}{7} \cdot \frac{3}{5} =$

11) $\frac{6}{7} \cdot \frac{1}{2} =$

Antworten

Bsp. $7/54$

1. _____
2. _____
3. _____
4. _____
5. _____
6. _____
7. _____
8. _____
9. _____
10. _____
11. _____

1-10	91	82	73	64	55	45	36	27	18	9
11	0									

Multiplizieren von Brüchen - visuell

Name: **Lösungsschlüssel**

Benutze das Feld um ein visuelles Beispiel zu geben, wie man zwei Brüche miteinander multipliziert.

Bsp) $\frac{7}{9} \cdot \frac{1}{6} =$

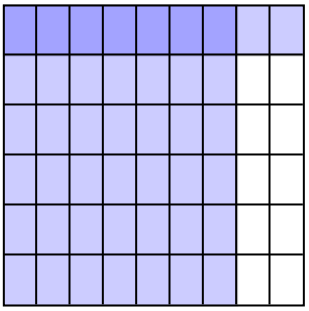

1) $\frac{1}{9} \cdot \frac{6}{8} =$

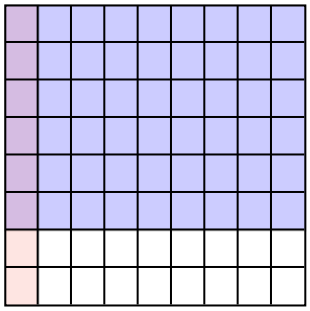

2) $\frac{2}{7} \cdot \frac{1}{5} =$

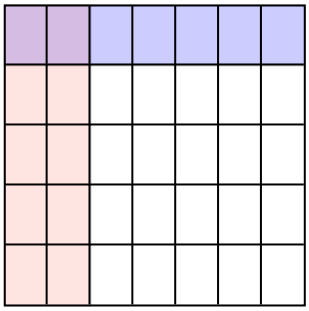

3) $\frac{1}{5} \cdot \frac{1}{2} =$

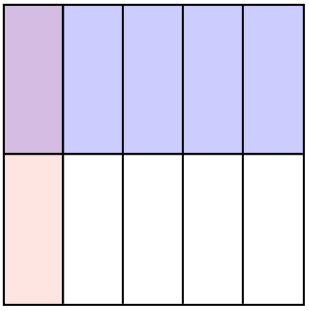

4) $\frac{2}{4} \cdot \frac{5}{6} =$

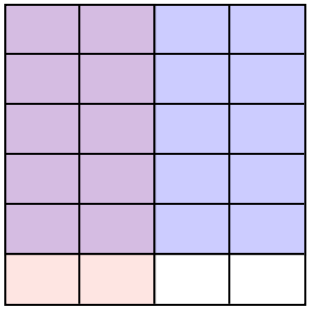

5) $\frac{3}{7} \cdot \frac{1}{2} =$

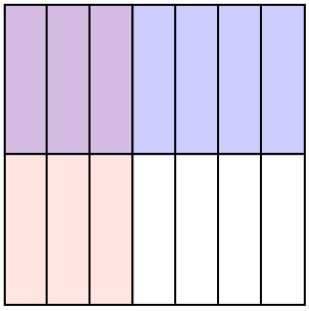

6) $\frac{1}{4} \cdot \frac{1}{6} =$

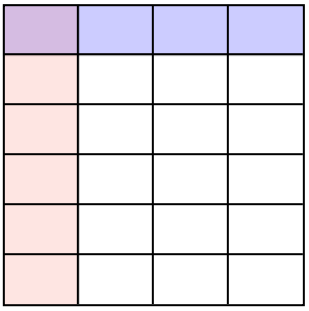

7) $\frac{8}{9} \cdot \frac{7}{8} =$

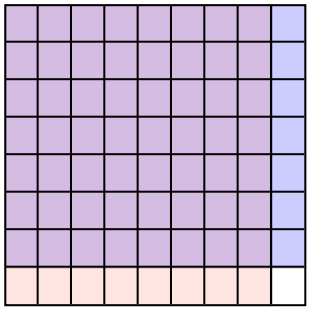

8) $\frac{5}{6} \cdot \frac{2}{3} =$

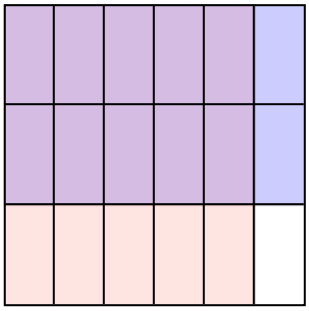

9) $\frac{5}{7} \cdot \frac{2}{4} =$

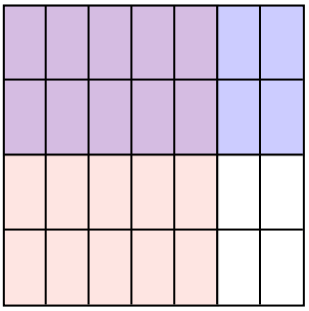

10) $\frac{5}{7} \cdot \frac{3}{5} =$

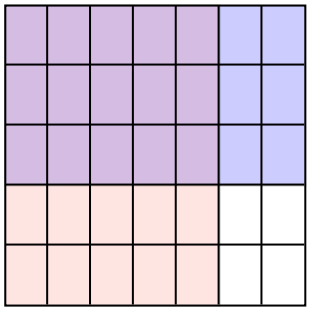

11) $\frac{6}{7} \cdot \frac{1}{2} =$

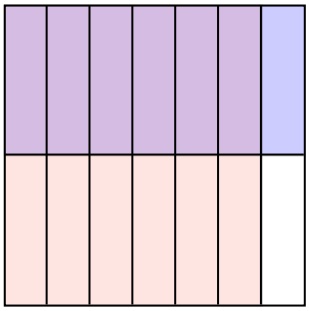

Antworten

Bsp. $\frac{7}{54}$

1. $\frac{6}{72}$
2. $\frac{2}{35}$
3. $\frac{1}{10}$
4. $\frac{10}{24}$
5. $\frac{3}{14}$
6. $\frac{1}{24}$
7. $\frac{56}{72}$
8. $\frac{10}{18}$
9. $\frac{10}{28}$
10. $\frac{15}{35}$
11. $\frac{6}{14}$

1-10	91	82	73	64	55	45	36	27	18	9
11	0									