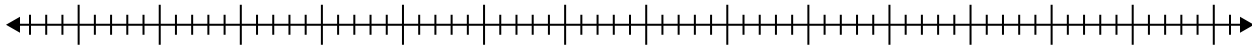


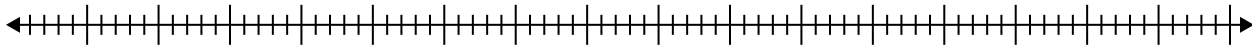


Erstelle eine Kastengrafik aus den angegebenen Zahlen.

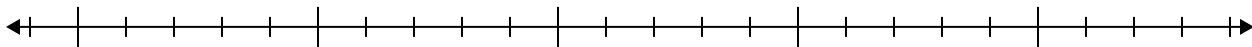
- 1) 58, 89, 31, 59, 79, 28, 79, 46, 39, 88



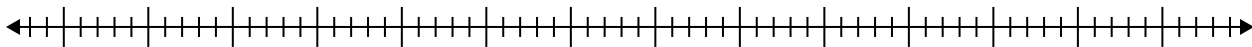
- 2) 21, 77, 43, 84, 68, 89, 34, 26, 89, 89, 33, 34



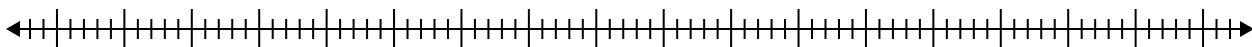
- 3) 13, 14, 11, 14, 15, 11, 19, 10



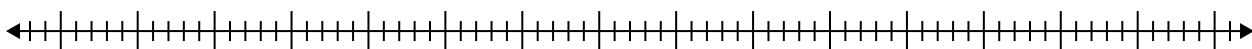
- 4) 58, 68, 33, 46, 66, 78, 90, 51



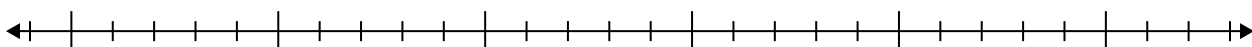
- 5) 57, 40, 39, 44, 25, 42, 95, 64



- 6) 53, 87, 91, 59, 63, 68, 51, 54, 31, 43, 37, 60



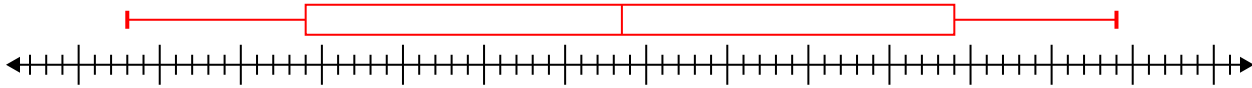
- 7) 19, 14, 8, 16, 9, 11, 18



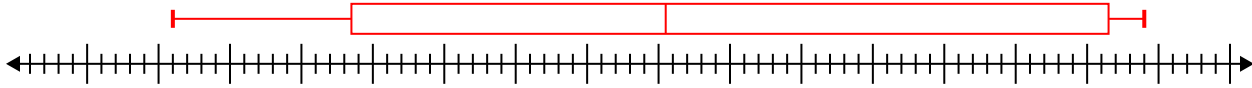


Erstelle eine Kastengrafik aus den angegebenen Zahlen.

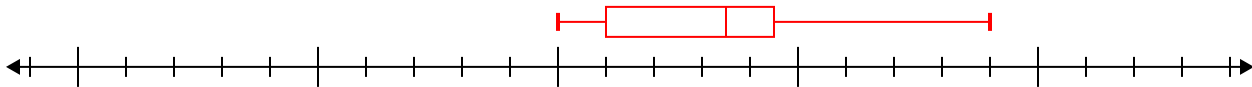
1) 58 , 89 , 31 , 59 , 79 , 28 , 79 , 46 , 39 , 88 **Min=28 Max=89 q1=39 Q2=58.5 q3=79**



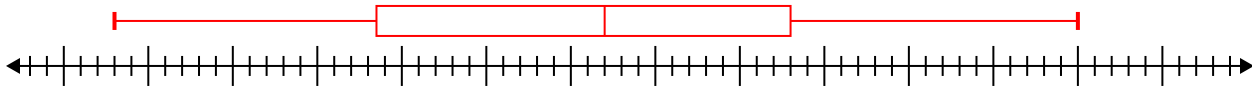
2) 21 , 77 , 43 , 84 , 68 , 89 , 34 , 26 , 89 , 89 , 33 , 34 **Min=21 Max=89 q1=33.5 Q2=55.5 q3=86.5**



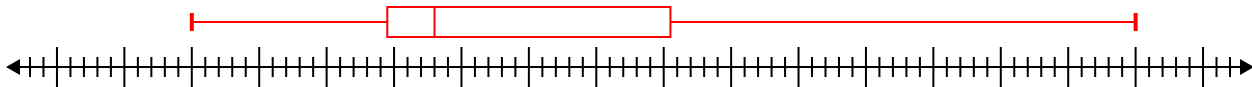
3) 13 , 14 , 11 , 14 , 15 , 11 , 19 , 10 **Min=10 Max=19 q1=11 Q2=13.5 q3=14.5**



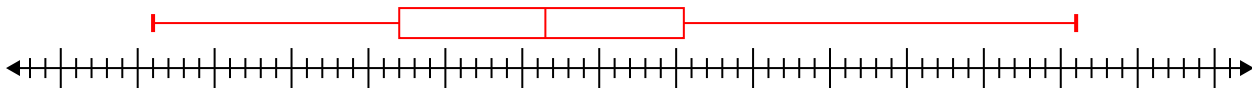
4) 58 , 68 , 33 , 46 , 66 , 78 , 90 , 51 **Min=33 Max=90 q1=48.5 Q2=62 q3=73**



5) 57 , 40 , 39 , 44 , 25 , 42 , 95 , 64 **Min=25 Max=95 q1=39.5 Q2=43 q3=60.5**



6) 53 , 87 , 91 , 59 , 63 , 68 , 51 , 54 , 31 , 43 , 37 , 60 **Min=31 Max=91 q1=47 Q2=56.5 q3=65.5**



7) 19 , 14 , 8 , 16 , 9 , 11 , 18 **Min=8 Max=19 q1=9 Q2=14 q3=18**

