

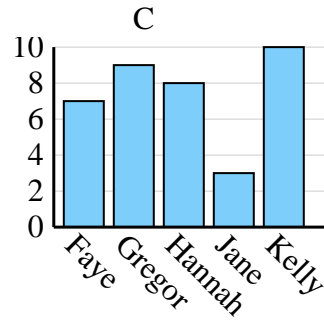
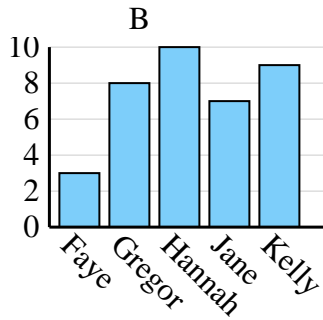
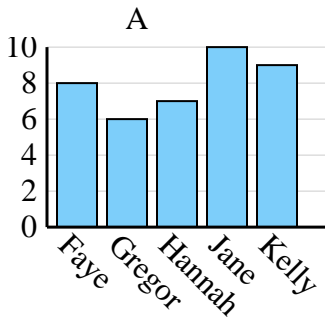


Entscheide, welches Diagramm (A, B oder C) am besten die Information in der Tabelle repräsentiert.

**Antworten**

1)

Name	Faye	Gregor	Hannah	Jane	Kelly
Staaten, in denen gelebt wurde	7	9	8	3	10



1. \_\_\_\_\_

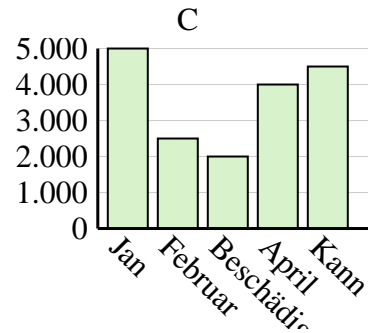
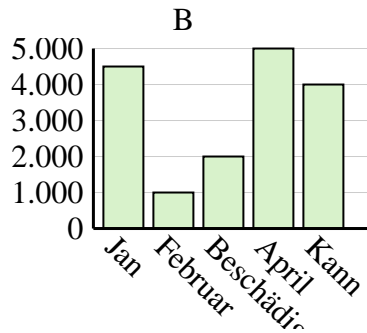
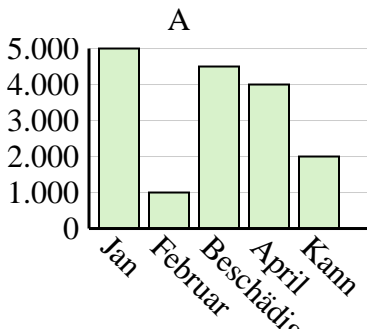
2. \_\_\_\_\_

3. \_\_\_\_\_

4. \_\_\_\_\_

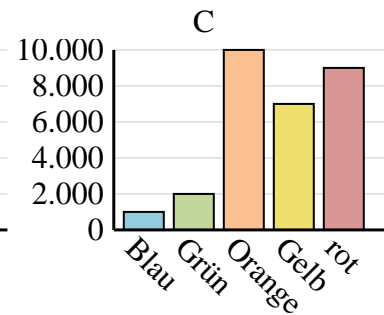
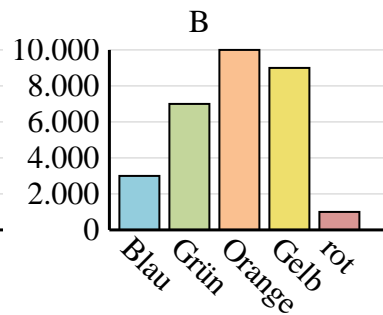
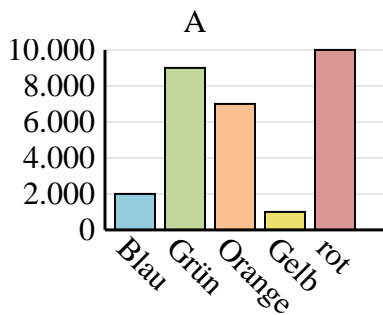
2)

Der Umsatz	Jan	Februar	Beschädigen	April	Kann
Monat	4.500	1.000	2.000	5.000	4.000



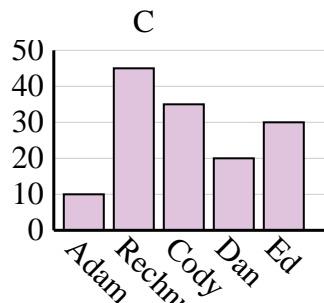
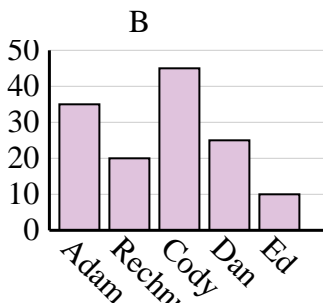
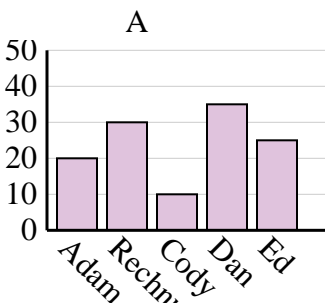
3)

Lieblingsfarbe	Blau	Grün	Orange	Gelb	rot
Personen	3.000	7.000	10.000	9.000	1.000



4)

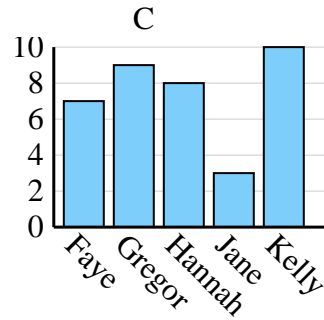
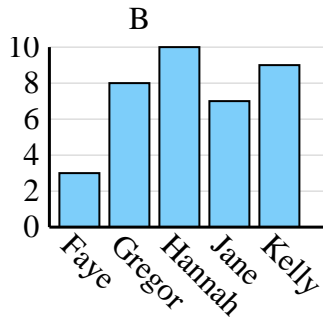
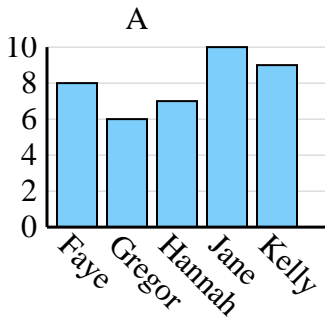
Name	Adam	Rechnung	Cody	Dan	Ed
Punkte	10	45	35	20	30



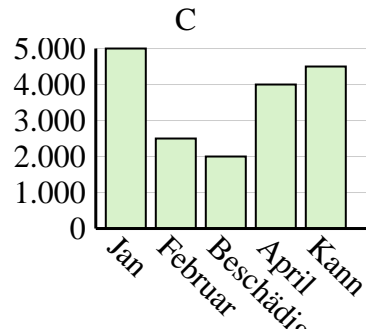
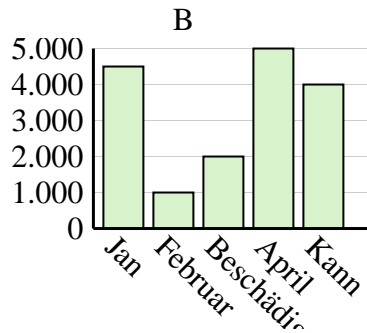
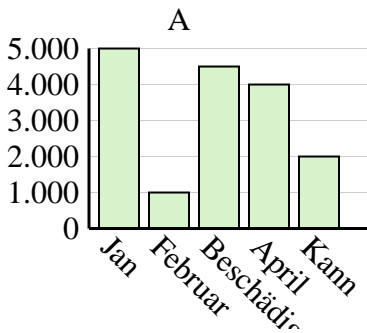


Entscheide, welches Diagramm (A, B oder C) am besten die Information in der Tabelle repräsentiert.

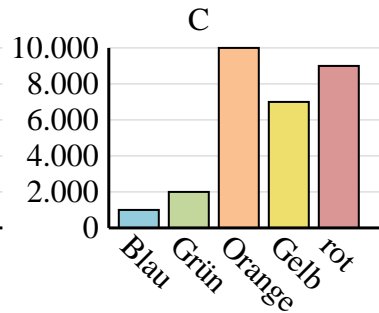
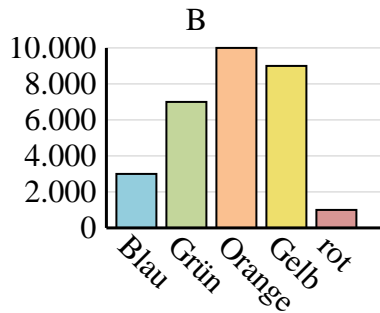
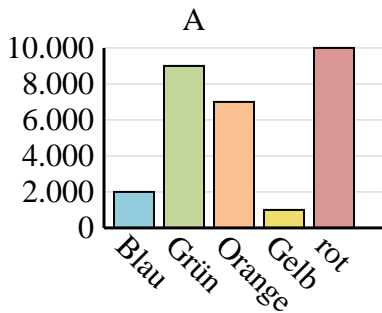
Name	Faye	Gregor	Hannah	Jane	Kelly
Staaten, in denen gelebt wurde	7	9	8	3	10



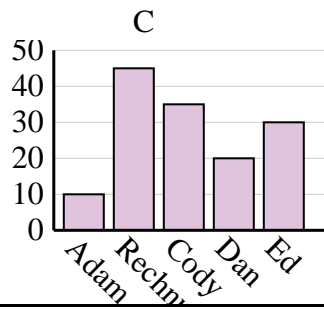
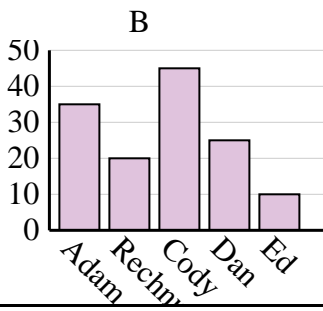
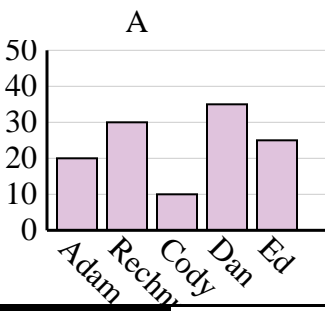
Der Umsatz	Jan	Februar	Beschädigen	April	Kann
Monat	4.500	1.000	2.000	5.000	4.000



Lieblingsfarbe	Blau	Grün	Orange	Gelb	rot
Personen	3.000	7.000	10.000	9.000	1.000



Name	Adam	Rechnung	Cody	Dan	Ed
Punkte	10	45	35	20	30

**Antworten**1. **C**2. **B**3. **B**4. **C**