

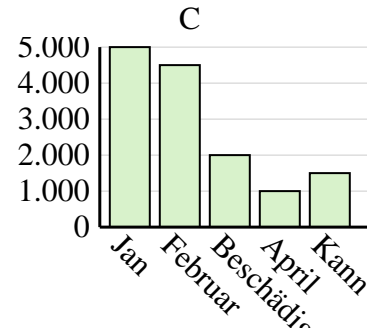
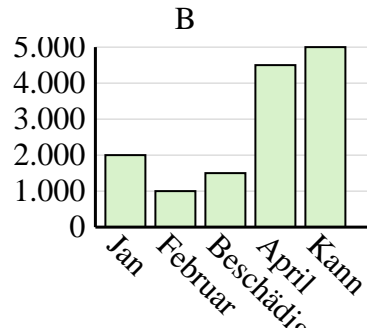
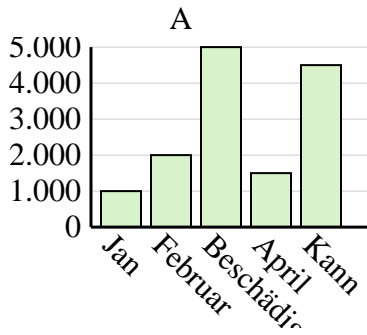


Entscheide, welches Diagramm (A, B oder C) am besten die Information in der Tabelle repräsentiert.

Antworten

1)

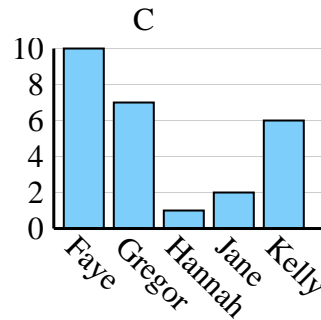
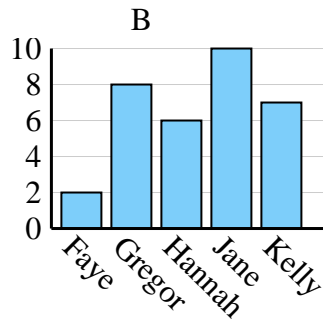
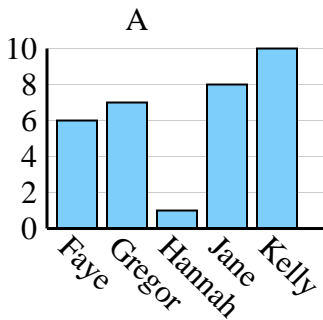
Der Umsatz	Jan	Februar	Beschädigen	April	Kann
Monat	5.000	4.500	2.000	1.000	1.500



1. _____
2. _____
3. _____
4. _____

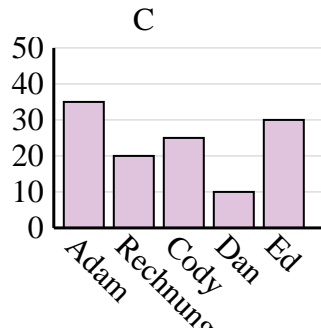
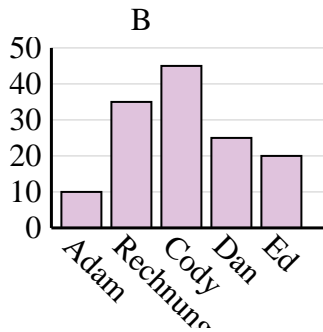
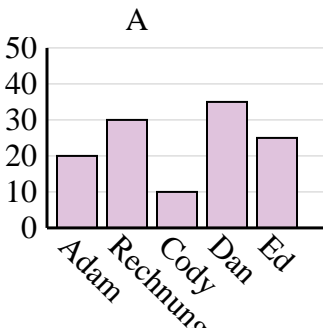
2)

Name	Faye	Gregor	Hannah	Jane	Kelly
Staaten, in denen gelebt wurde	6	7	1	8	10



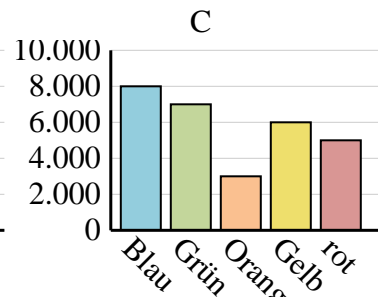
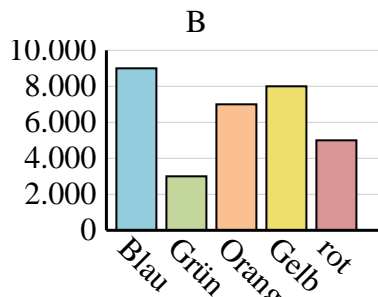
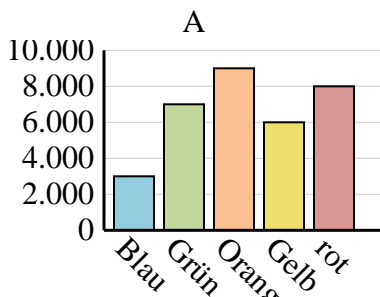
3)

Name	Adam	Rechnung	Cody	Dan	Ed
Punkte	10	35	45	25	20



4)

Lieblingsfarbe	Blau	Grün	Orange	Gelb	rot
Personen	8.000	7.000	3.000	6.000	5.000

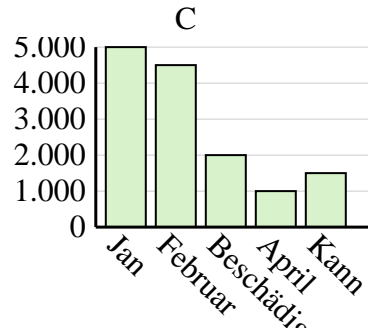
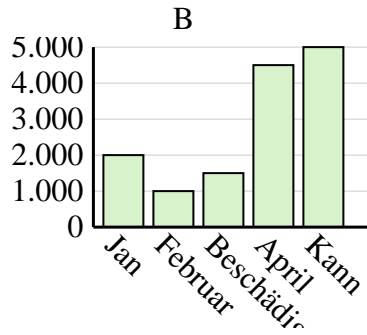
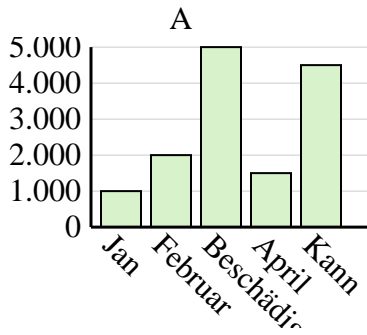




Entscheide, welches Diagramm (A, B oder C) am besten die Information in der Tabelle repräsentiert.

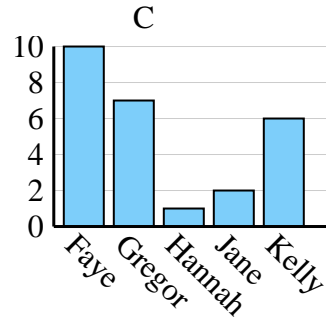
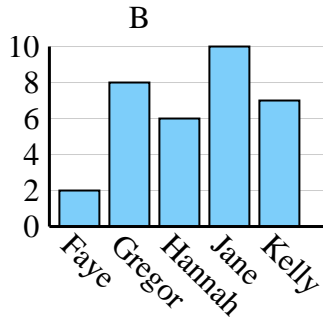
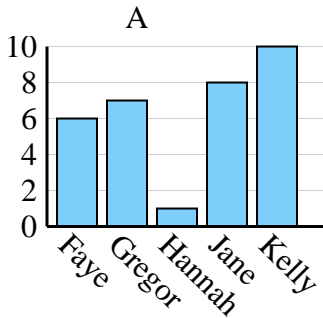
Antworten

Der Umsatz	Jan	Februar	Beschädigen	April	Kann
Monat	5.000	4.500	2.000	1.000	1.500



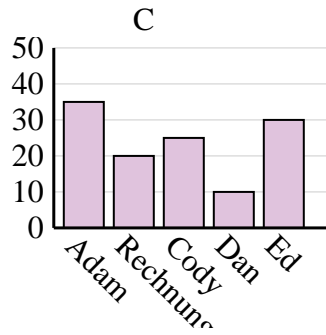
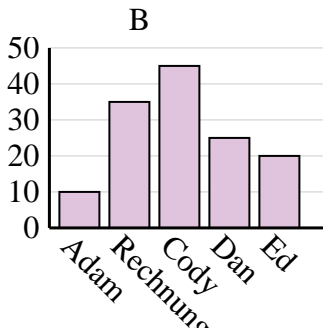
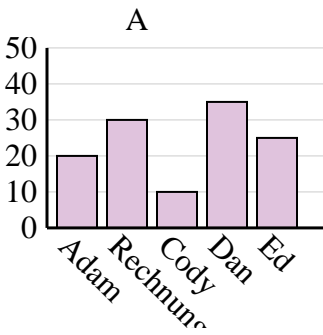
1. C

Name	Faye	Gregor	Hannah	Jane	Kelly
Staaten, in denen gelebt wurde	6	7	1	8	10



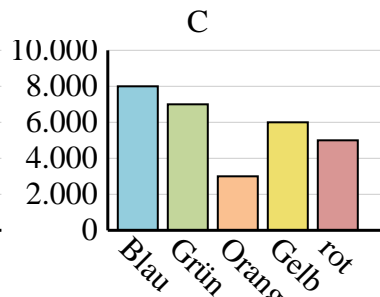
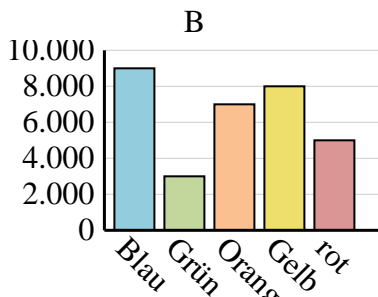
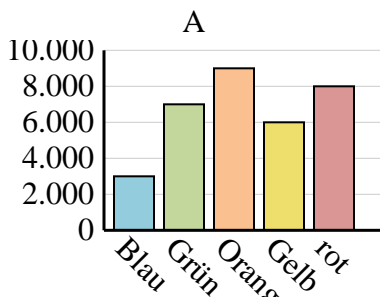
2. A

Name	Adam	Rechnung	Cody	Dan	Ed
Punkte	10	35	45	25	20



3. B

Lieblingsfarbe	Blau	Grün	Orange	Gelb	rot
Personen	8.000	7.000	3.000	6.000	5.000



4. C