




Berechne den Wert von 'L'.

**Antworten**

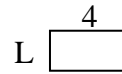
1) Fläche =  $30u^2$



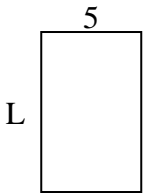
2) Fläche =  $18u^2$



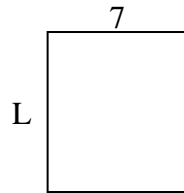
3) Fläche =  $8u^2$



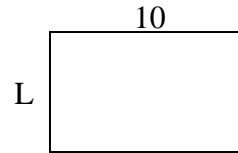
4) Fläche =  $40u^2$



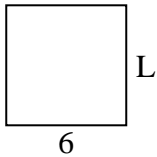
5) Fläche =  $56u^2$



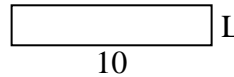
6) Fläche =  $60u^2$



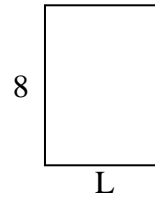
7) Fläche =  $36u^2$



8) Fläche =  $20u^2$



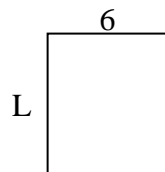
9) Fläche =  $48u^2$



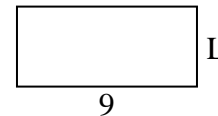
10) Fläche =  $9u^2$




11) Fläche =  $42u^2$



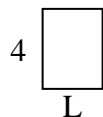
12) Fläche =  $36u^2$



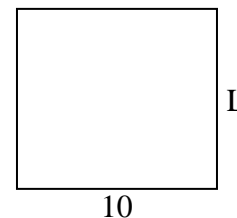
13) Fläche =  $16u^2$



14) Fläche =  $12u^2$



15) Fläche =  $90u^2$

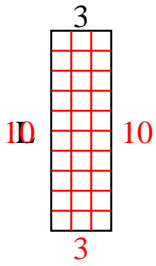


1. \_\_\_\_\_
2. \_\_\_\_\_
3. \_\_\_\_\_
4. \_\_\_\_\_
5. \_\_\_\_\_
6. \_\_\_\_\_
7. \_\_\_\_\_
8. \_\_\_\_\_
9. \_\_\_\_\_
10. \_\_\_\_\_
11. \_\_\_\_\_
12. \_\_\_\_\_
13. \_\_\_\_\_
14. \_\_\_\_\_
15. \_\_\_\_\_

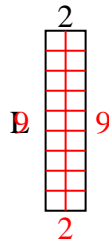


Berechne den Wert von 'L'.

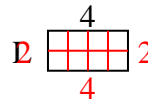
1) Fläche =  $30u^2$



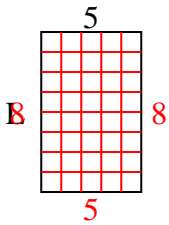
2) Fläche =  $18u^2$



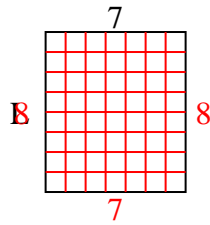
3) Fläche =  $8u^2$



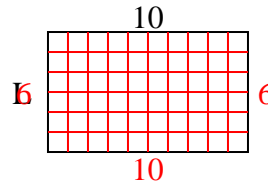
4) Fläche =  $40u^2$



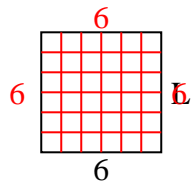
5) Fläche =  $56u^2$



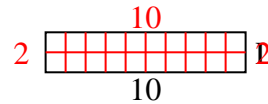
6) Fläche =  $60u^2$



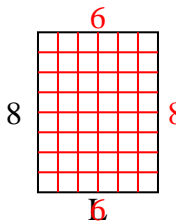
7) Fläche =  $36u^2$



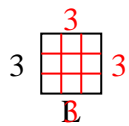
8) Fläche =  $20u^2$



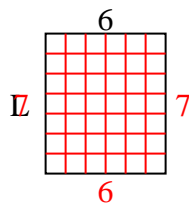
9) Fläche =  $48u^2$



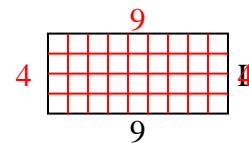
10) Fläche =  $9u^2$



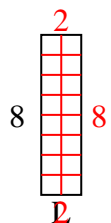
11) Fläche =  $42u^2$



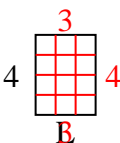
12) Fläche =  $36u^2$



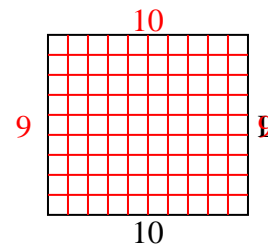
13) Fläche =  $16u^2$



14) Fläche =  $12u^2$



15) Fläche =  $90u^2$



**Antworten**

1. 10

2. 9

3. 2

4. 8

5. 8

6. 6

7. 6

8. 2

9. 6

10. 3

11. 7

12. 4

13. 2

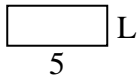
14. 3

15. 9

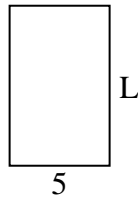


Berechne den Wert von 'L'.

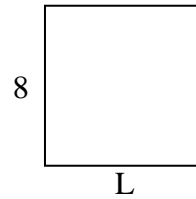
1) Fläche =  $10u^2$



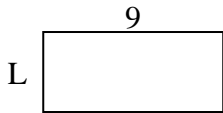
2) Fläche =  $40u^2$




3) Fläche =  $64u^2$



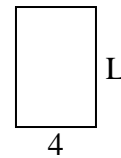
4) Fläche =  $36u^2$



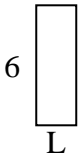
5) Fläche =  $12u^2$




6) Fläche =  $24u^2$



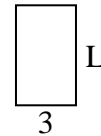
7) Fläche =  $12u^2$



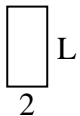
8) Fläche =  $20u^2$



9) Fläche =  $15u^2$



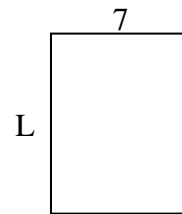
10) Fläche =  $8u^2$



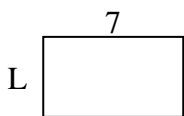
11) Fläche =  $10u^2$



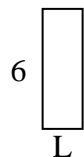
12) Fläche =  $63u^2$



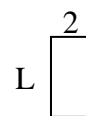
13) Fläche =  $28u^2$



14) Fläche =  $12u^2$



15) Fläche =  $8u^2$



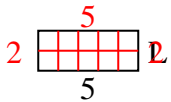
**Antworten**

1. \_\_\_\_\_
2. \_\_\_\_\_
3. \_\_\_\_\_
4. \_\_\_\_\_
5. \_\_\_\_\_
6. \_\_\_\_\_
7. \_\_\_\_\_
8. \_\_\_\_\_
9. \_\_\_\_\_
10. \_\_\_\_\_
11. \_\_\_\_\_
12. \_\_\_\_\_
13. \_\_\_\_\_
14. \_\_\_\_\_
15. \_\_\_\_\_

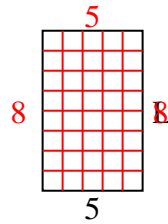


Berechne den Wert von 'L'.

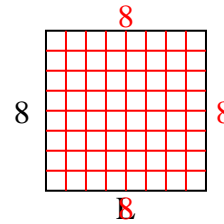
1) Fläche =  $10u^2$



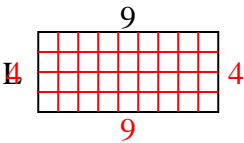
2) Fläche =  $40u^2$



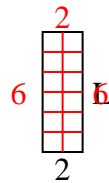
3) Fläche =  $64u^2$



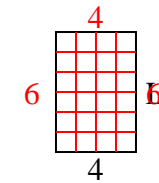
4) Fläche =  $36u^2$



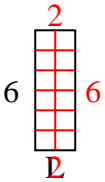
5) Fläche =  $12u^2$



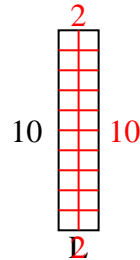
6) Fläche =  $24u^2$



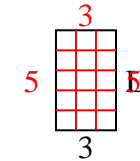
7) Fläche =  $12u^2$



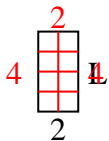
8) Fläche =  $20u^2$



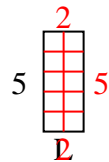
9) Fläche =  $15u^2$



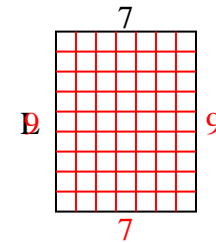
10) Fläche =  $8u^2$



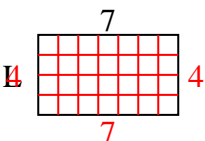
11) Fläche =  $10u^2$



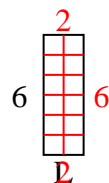
12) Fläche =  $63u^2$



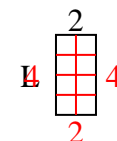
13) Fläche =  $28u^2$



14) Fläche =  $12u^2$



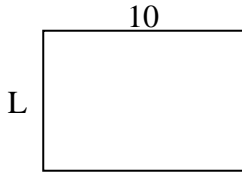
15) Fläche =  $8u^2$

**Antworten**1. 22. 83. 84. 45. 66. 67. 28. 29. 510. 411. 212. 913. 414. 215. 4

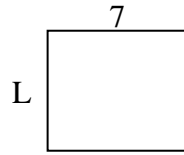


Berechne den Wert von 'L'.

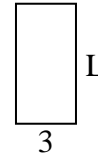
1) Fläche =  $70u^2$



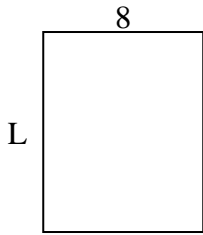
2) Fläche =  $42u^2$



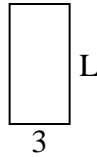
3) Fläche =  $18u^2$



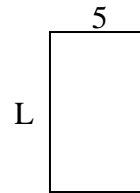
4) Fläche =  $80u^2$



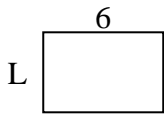
5) Fläche =  $18u^2$



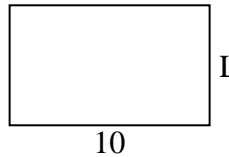
6) Fläche =  $40u^2$



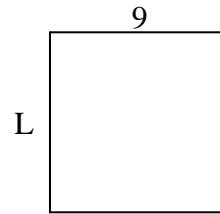
7) Fläche =  $24u^2$



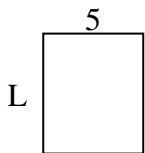
8) Fläche =  $60u^2$



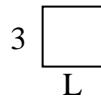
9) Fläche =  $81u^2$



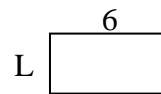
10) Fläche =  $30u^2$



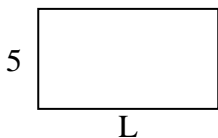
11) Fläche =  $9u^2$



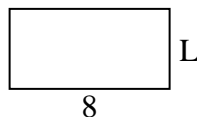
12) Fläche =  $18u^2$



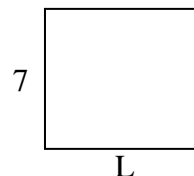
13) Fläche =  $45u^2$



14) Fläche =  $32u^2$



15) Fläche =  $56u^2$



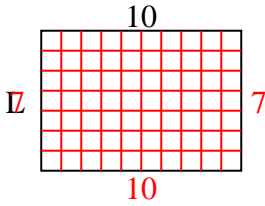
**Antworten**

1. \_\_\_\_\_
2. \_\_\_\_\_
3. \_\_\_\_\_
4. \_\_\_\_\_
5. \_\_\_\_\_
6. \_\_\_\_\_
7. \_\_\_\_\_
8. \_\_\_\_\_
9. \_\_\_\_\_
10. \_\_\_\_\_
11. \_\_\_\_\_
12. \_\_\_\_\_
13. \_\_\_\_\_
14. \_\_\_\_\_
15. \_\_\_\_\_

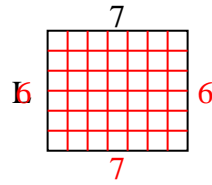


Berechne den Wert von 'L'.

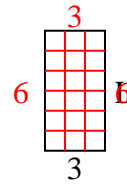
1) Fläche =  $70u^2$



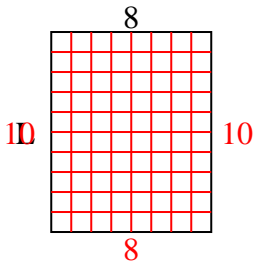
2) Fläche =  $42u^2$



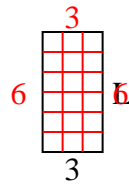
3) Fläche =  $18u^2$



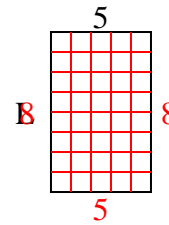
4) Fläche =  $80u^2$



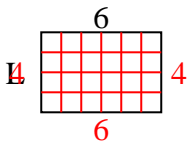
5) Fläche =  $18u^2$



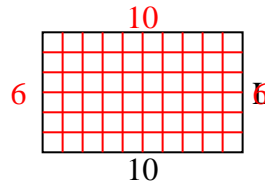
6) Fläche =  $40u^2$



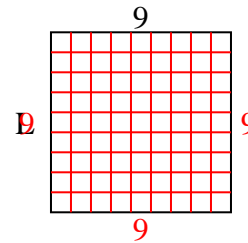
7) Fläche =  $24u^2$



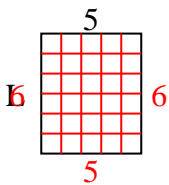
8) Fläche =  $60u^2$



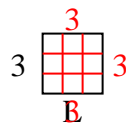
9) Fläche =  $81u^2$



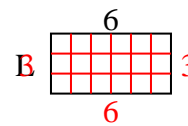
10) Fläche =  $30u^2$



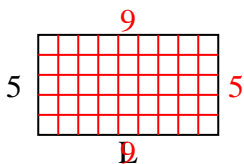
11) Fläche =  $9u^2$



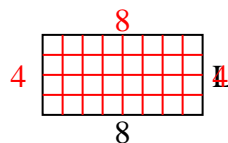
12) Fläche =  $18u^2$



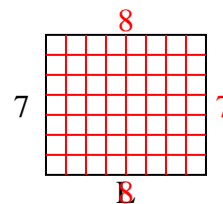
13) Fläche =  $45u^2$



14) Fläche =  $32u^2$



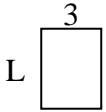
15) Fläche =  $56u^2$

**Antworten**1. 72. 63. 64. 105. 66. 87. 48. 69. 910. 611. 312. 313. 914. 415. 8

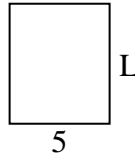


Berechne den Wert von 'L'.

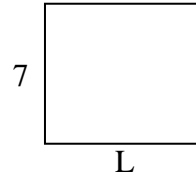
1) Fläche =  $12u^2$



2) Fläche =  $30u^2$



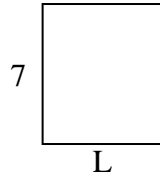
3) Fläche =  $56u^2$



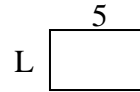
4) Fläche =  $20u^2$



5) Fläche =  $42u^2$



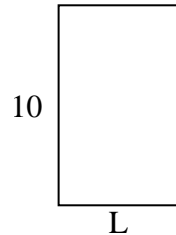
6) Fläche =  $15u^2$



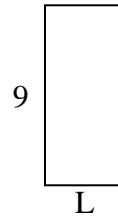
7) Fläche =  $12u^2$



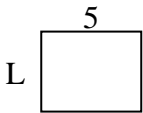
8) Fläche =  $60u^2$



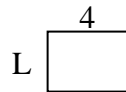
9) Fläche =  $36u^2$



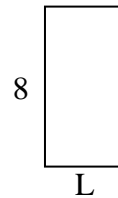
10) Fläche =  $20u^2$



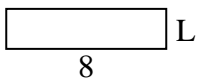
11) Fläche =  $12u^2$



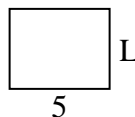
12) Fläche =  $32u^2$



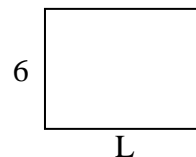
13) Fläche =  $16u^2$



14) Fläche =  $20u^2$



15) Fläche =  $48u^2$



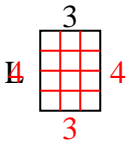
**Antworten**

1. \_\_\_\_\_
2. \_\_\_\_\_
3. \_\_\_\_\_
4. \_\_\_\_\_
5. \_\_\_\_\_
6. \_\_\_\_\_
7. \_\_\_\_\_
8. \_\_\_\_\_
9. \_\_\_\_\_
10. \_\_\_\_\_
11. \_\_\_\_\_
12. \_\_\_\_\_
13. \_\_\_\_\_
14. \_\_\_\_\_
15. \_\_\_\_\_

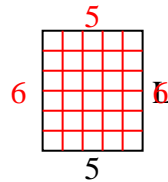


Berechne den Wert von 'L'.

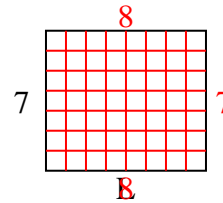
1) Fläche =  $12u^2$



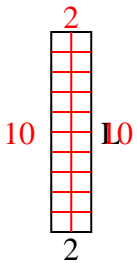
2) Fläche =  $30u^2$



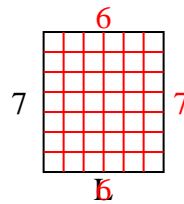
3) Fläche =  $56u^2$



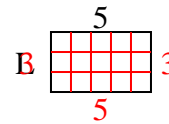
4) Fläche =  $20u^2$



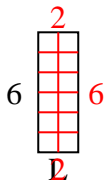
5) Fläche =  $42u^2$



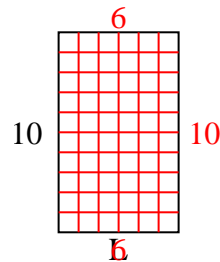
6) Fläche =  $15u^2$



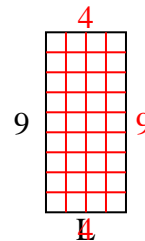
7) Fläche =  $12u^2$



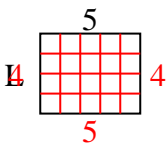
8) Fläche =  $60u^2$



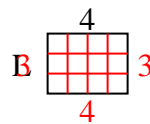
9) Fläche =  $36u^2$



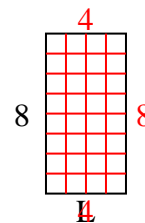
10) Fläche =  $20u^2$



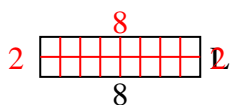
11) Fläche =  $12u^2$



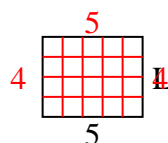
12) Fläche =  $32u^2$



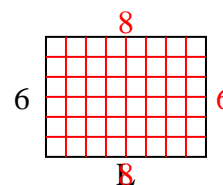
13) Fläche =  $16u^2$



14) Fläche =  $20u^2$



15) Fläche =  $48u^2$

**Antworten**1. 42. 63. 84. 105. 66. 37. 28. 69. 410. 411. 312. 413. 214. 415. 8

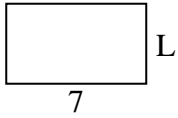




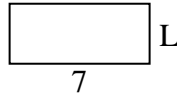
Berechne den Wert von 'L'.

**Antworten**

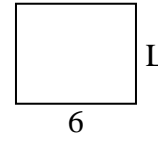
1) Fläche =  $28u^2$



2) Fläche =  $21u^2$



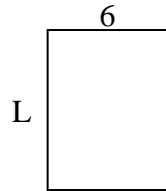
3) Fläche =  $30u^2$



4) Fläche =  $12u^2$




5) Fläche =  $48u^2$



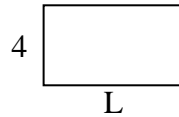
6) Fläche =  $6u^2$



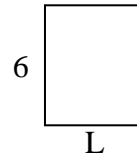
7) Fläche =  $18u^2$



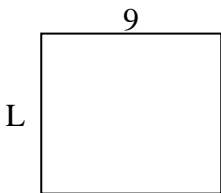
8) Fläche =  $28u^2$



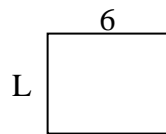
9) Fläche =  $30u^2$



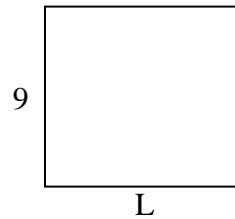
10) Fläche =  $72u^2$



11) Fläche =  $30u^2$



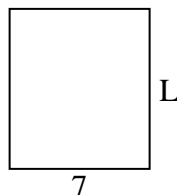
12) Fläche =  $90u^2$



13) Fläche =  $30u^2$



14) Fläche =  $56u^2$



15) Fläche =  $54u^2$



1. \_\_\_\_\_

2. \_\_\_\_\_

3. \_\_\_\_\_

4. \_\_\_\_\_

5. \_\_\_\_\_

6. \_\_\_\_\_

7. \_\_\_\_\_

8. \_\_\_\_\_

9. \_\_\_\_\_

10. \_\_\_\_\_

11. \_\_\_\_\_

12. \_\_\_\_\_

13. \_\_\_\_\_

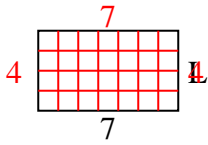
14. \_\_\_\_\_

15. \_\_\_\_\_

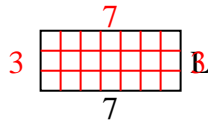


Berechne den Wert von 'L'.

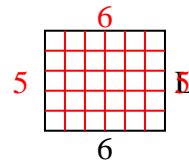
1) Fläche =  $28u^2$



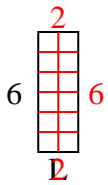
2) Fläche =  $21u^2$



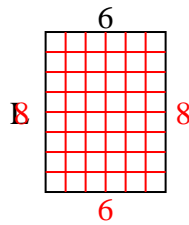
3) Fläche =  $30u^2$



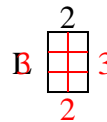
4) Fläche =  $12u^2$



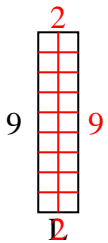
5) Fläche =  $48u^2$



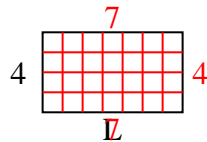
6) Fläche =  $6u^2$



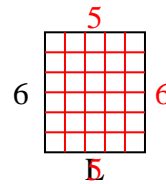
7) Fläche =  $18u^2$



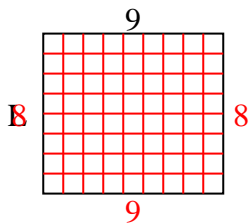
8) Fläche =  $28u^2$



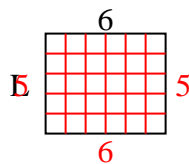
9) Fläche =  $30u^2$



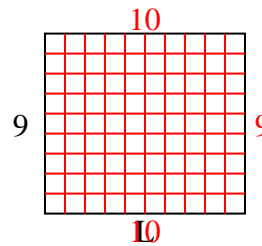
10) Fläche =  $72u^2$



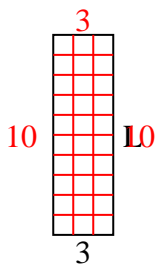
11) Fläche =  $30u^2$



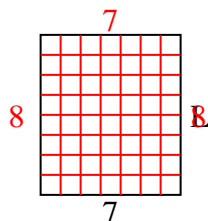
12) Fläche =  $90u^2$



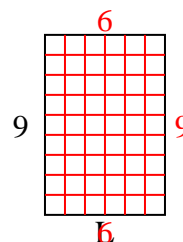
13) Fläche =  $30u^2$



14) Fläche =  $56u^2$



15) Fläche =  $54u^2$



**Antworten**

1. 4

2. 3

3. 5

4. 2

5. 8

6. 3

7. 2

8. 7

9. 5

10. 8

11. 5

12. 10

13. 10

14. 8

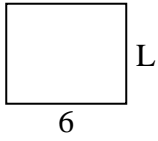
15. 6



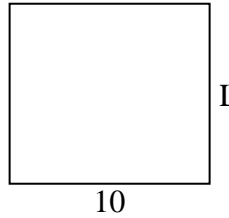
Berechne den Wert von 'L'.

**Antworten**

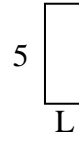
1) Fläche =  $30u^2$



2) Fläche =  $90u^2$



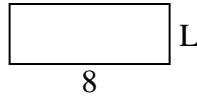
3) Fläche =  $10u^2$



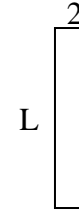
4) Fläche =  $14u^2$



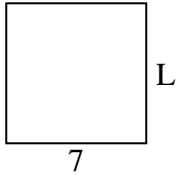
5) Fläche =  $24u^2$



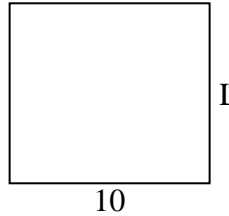
6) Fläche =  $18u^2$



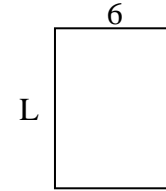
7) Fläche =  $49u^2$



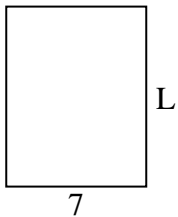
8) Fläche =  $90u^2$



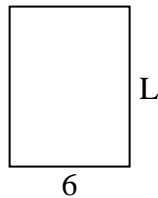
9) Fläche =  $48u^2$



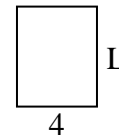
10) Fläche =  $63u^2$



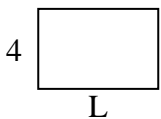
11) Fläche =  $48u^2$



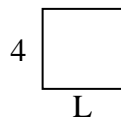
12) Fläche =  $20u^2$



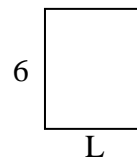
13) Fläche =  $24u^2$



14) Fläche =  $16u^2$



15) Fläche =  $30u^2$

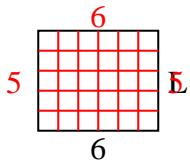


1. \_\_\_\_\_
2. \_\_\_\_\_
3. \_\_\_\_\_
4. \_\_\_\_\_
5. \_\_\_\_\_
6. \_\_\_\_\_
7. \_\_\_\_\_
8. \_\_\_\_\_
9. \_\_\_\_\_
10. \_\_\_\_\_
11. \_\_\_\_\_
12. \_\_\_\_\_
13. \_\_\_\_\_
14. \_\_\_\_\_
15. \_\_\_\_\_

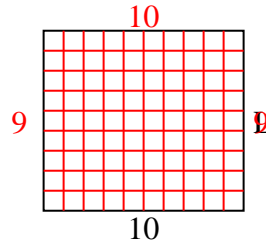


Berechne den Wert von 'L'.

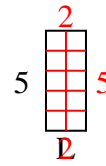
1) Fläche =  $30u^2$



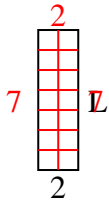
2) Fläche =  $90u^2$



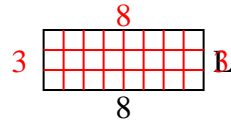
3) Fläche =  $10u^2$



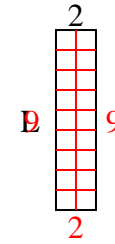
4) Fläche =  $14u^2$



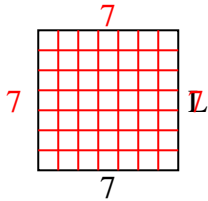
5) Fläche =  $24u^2$



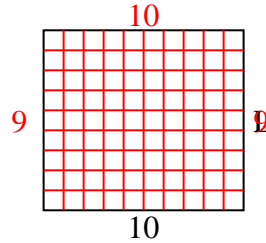
6) Fläche =  $18u^2$



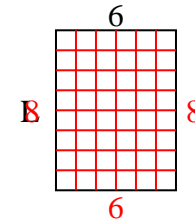
7) Fläche =  $49u^2$



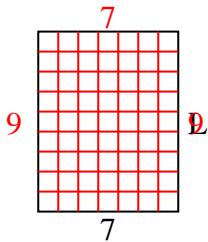
8) Fläche =  $90u^2$



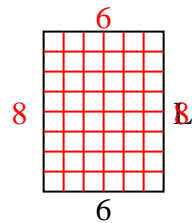
9) Fläche =  $48u^2$



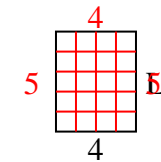
10) Fläche =  $63u^2$



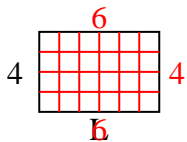
11) Fläche =  $48u^2$



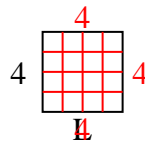
12) Fläche =  $20u^2$



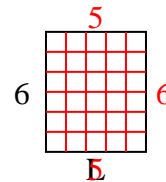
13) Fläche =  $24u^2$



14) Fläche =  $16u^2$



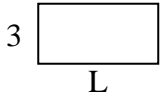
15) Fläche =  $30u^2$

**Antworten**1. 52. 93. 24. 75. 36. 97. 78. 99. 810. 911. 812. 513. 614. 415. 5

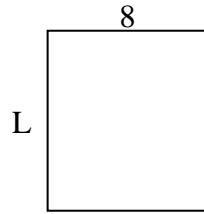


Berechne den Wert von 'L'.

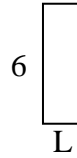
1) Fläche =  $18u^2$



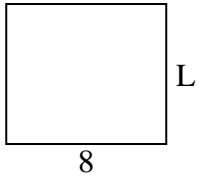
2) Fläche =  $72u^2$



3) Fläche =  $12u^2$



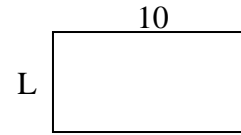
4) Fläche =  $56u^2$



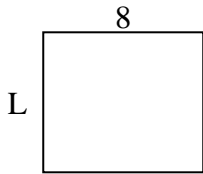
5) Fläche =  $6u^2$



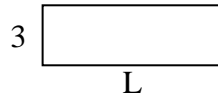
6) Fläche =  $50u^2$



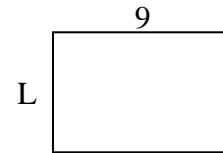
7) Fläche =  $56u^2$



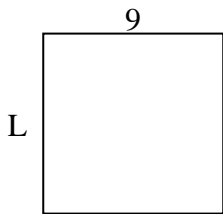
8) Fläche =  $27u^2$



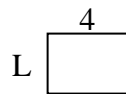
9) Fläche =  $54u^2$



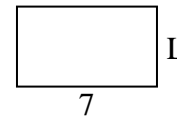
10) Fläche =  $81u^2$



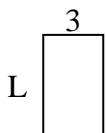
11) Fläche =  $12u^2$




12) Fläche =  $28u^2$



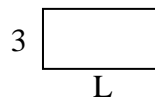
13) Fläche =  $15u^2$



14) Fläche =  $20u^2$



15) Fläche =  $18u^2$



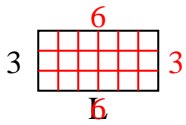
**Antworten**

1. \_\_\_\_\_
2. \_\_\_\_\_
3. \_\_\_\_\_
4. \_\_\_\_\_
5. \_\_\_\_\_
6. \_\_\_\_\_
7. \_\_\_\_\_
8. \_\_\_\_\_
9. \_\_\_\_\_
10. \_\_\_\_\_
11. \_\_\_\_\_
12. \_\_\_\_\_
13. \_\_\_\_\_
14. \_\_\_\_\_
15. \_\_\_\_\_

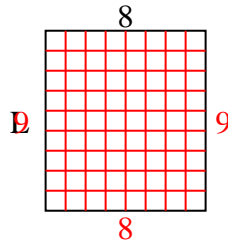


Berechne den Wert von 'L'.

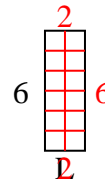
1) Fläche =  $18u^2$



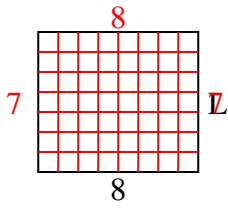
2) Fläche =  $72u^2$



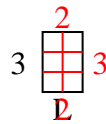
3) Fläche =  $12u^2$



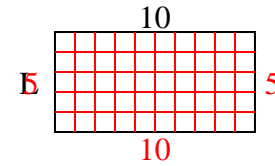
4) Fläche =  $56u^2$



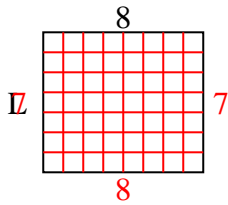
5) Fläche =  $6u^2$



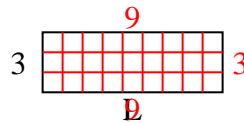
6) Fläche =  $50u^2$



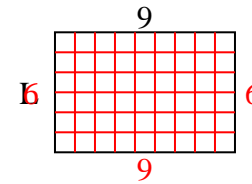
7) Fläche =  $56u^2$



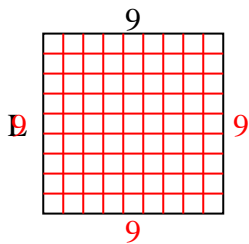
8) Fläche =  $27u^2$



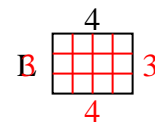
9) Fläche =  $54u^2$



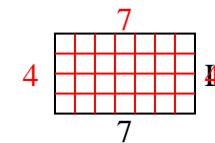
10) Fläche =  $81u^2$



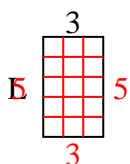
11) Fläche =  $12u^2$



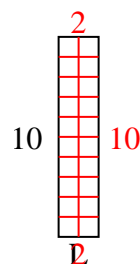
12) Fläche =  $28u^2$



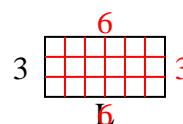
13) Fläche =  $15u^2$



14) Fläche =  $20u^2$



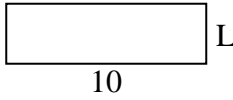
15) Fläche =  $18u^2$

**Antworten**1. 62. 93. 24. 75. 26. 57. 78. 99. 610. 911. 312. 413. 514. 215. 6

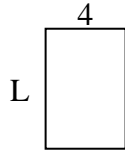


Berechne den Wert von 'L'.

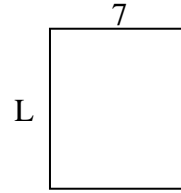
1) Fläche =  $30u^2$



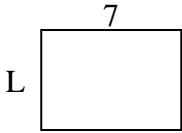
2) Fläche =  $24u^2$



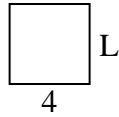
3) Fläche =  $56u^2$



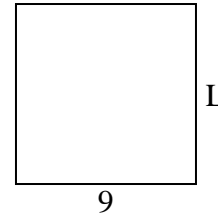
4) Fläche =  $35u^2$



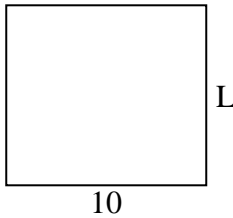
5) Fläche =  $16u^2$



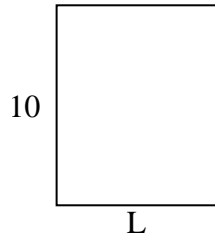
6) Fläche =  $81u^2$



7) Fläche =  $90u^2$




8) Fläche =  $80u^2$



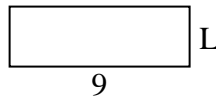
9) Fläche =  $27u^2$




10) Fläche =  $32u^2$



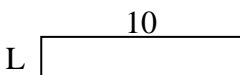
11) Fläche =  $27u^2$



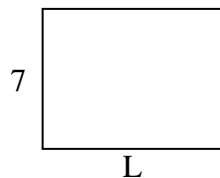
12) Fläche =  $14u^2$



13) Fläche =  $20u^2$



14) Fläche =  $63u^2$



15) Fläche =  $18u^2$



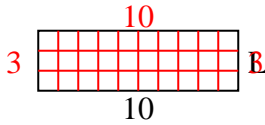
**Antworten**

1. \_\_\_\_\_
2. \_\_\_\_\_
3. \_\_\_\_\_
4. \_\_\_\_\_
5. \_\_\_\_\_
6. \_\_\_\_\_
7. \_\_\_\_\_
8. \_\_\_\_\_
9. \_\_\_\_\_
10. \_\_\_\_\_
11. \_\_\_\_\_
12. \_\_\_\_\_
13. \_\_\_\_\_
14. \_\_\_\_\_
15. \_\_\_\_\_

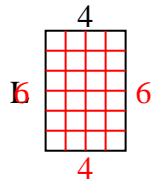


Berechne den Wert von 'L'.

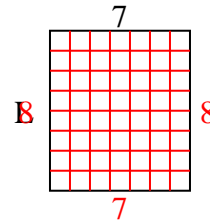
1) Fläche =  $30u^2$



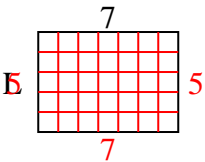
2) Fläche =  $24u^2$



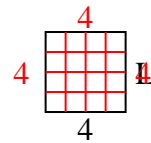
3) Fläche =  $56u^2$



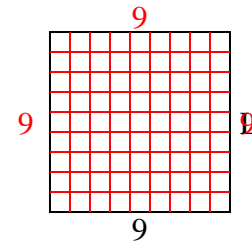
4) Fläche =  $35u^2$



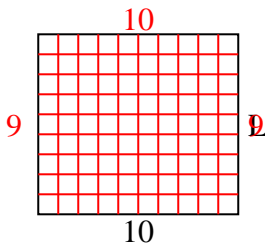
5) Fläche =  $16u^2$



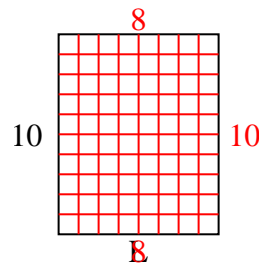
6) Fläche =  $81u^2$



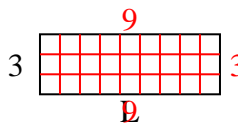
7) Fläche =  $90u^2$



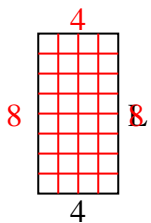
8) Fläche =  $80u^2$



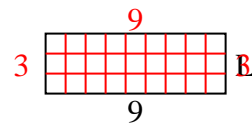
9) Fläche =  $27u^2$



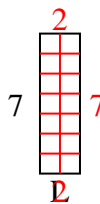
10) Fläche =  $32u^2$



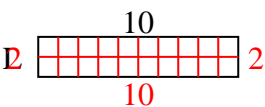
11) Fläche =  $27u^2$



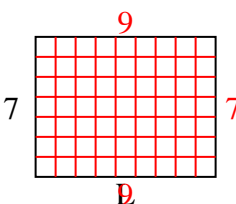
12) Fläche =  $14u^2$



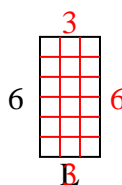
13) Fläche =  $20u^2$



14) Fläche =  $63u^2$



15) Fläche =  $18u^2$

**Antworten**1. 32. 63. 84. 55. 46. 97. 98. 89. 910. 811. 312. 213. 214. 915. 3



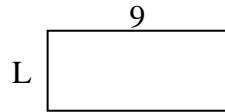


Berechne den Wert von 'L'.

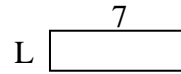
1) Fläche =  $8u^2$



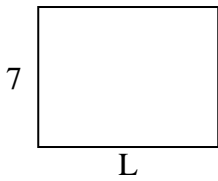
2) Fläche =  $36u^2$



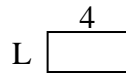
3) Fläche =  $14u^2$



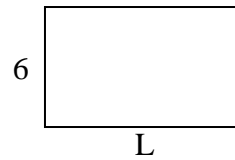
4) Fläche =  $63u^2$



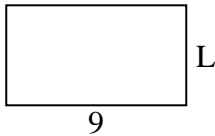
5) Fläche =  $8u^2$



6) Fläche =  $60u^2$



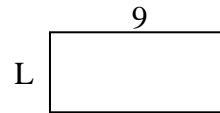
7) Fläche =  $45u^2$



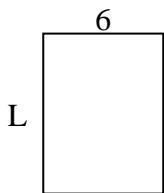
8) Fläche =  $20u^2$



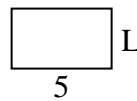
9) Fläche =  $36u^2$



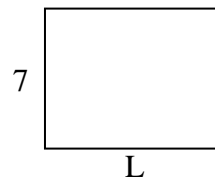
10) Fläche =  $48u^2$



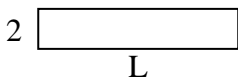
11) Fläche =  $15u^2$



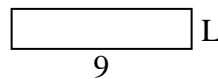
12) Fläche =  $63u^2$



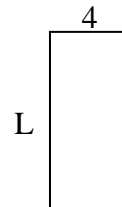
13) Fläche =  $20u^2$



14) Fläche =  $18u^2$



15) Fläche =  $36u^2$

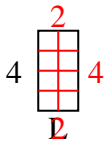
**Antworten**

1. \_\_\_\_\_
2. \_\_\_\_\_
3. \_\_\_\_\_
4. \_\_\_\_\_
5. \_\_\_\_\_
6. \_\_\_\_\_
7. \_\_\_\_\_
8. \_\_\_\_\_
9. \_\_\_\_\_
10. \_\_\_\_\_
11. \_\_\_\_\_
12. \_\_\_\_\_
13. \_\_\_\_\_
14. \_\_\_\_\_
15. \_\_\_\_\_

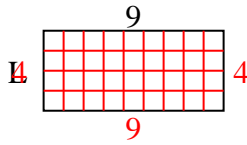


Berechne den Wert von 'L'.

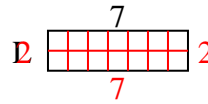
1) Fläche =  $8u^2$



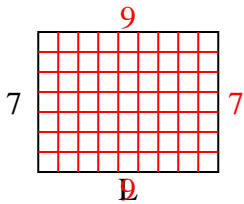
2) Fläche =  $36u^2$



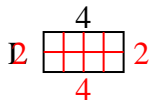
3) Fläche =  $14u^2$



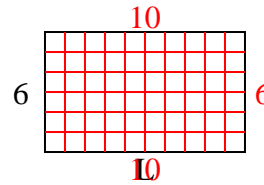
4) Fläche =  $63u^2$



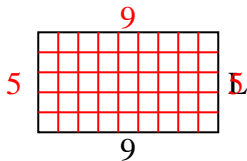
5) Fläche =  $8u^2$



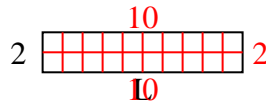
6) Fläche =  $60u^2$



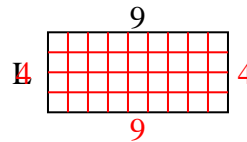
7) Fläche =  $45u^2$



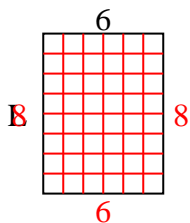
8) Fläche =  $20u^2$



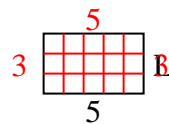
9) Fläche =  $36u^2$



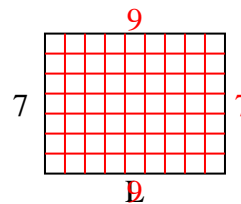
10) Fläche =  $48u^2$



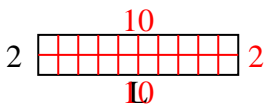
11) Fläche =  $15u^2$



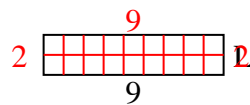
12) Fläche =  $63u^2$



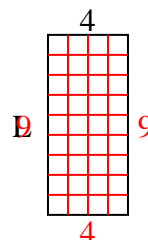
13) Fläche =  $20u^2$



14) Fläche =  $18u^2$



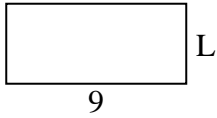
15) Fläche =  $36u^2$

**Antworten**1. 22. 43. 24. 95. 26. 107. 58. 109. 410. 811. 312. 913. 1014. 215. 9

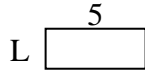


Berechne den Wert von 'L'.


1) Fläche =  $36u^2$



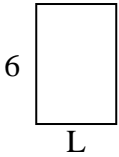
2) Fläche =  $10u^2$



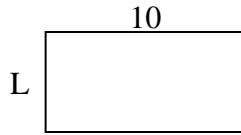
3) Fläche =  $14u^2$



4) Fläche =  $24u^2$



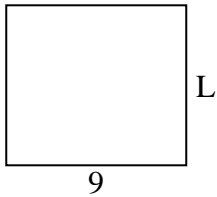
5) Fläche =  $50u^2$



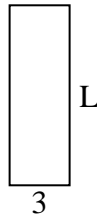
6) Fläche =  $6u^2$



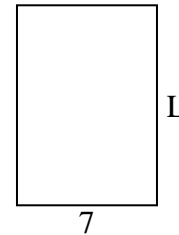
7) Fläche =  $72u^2$



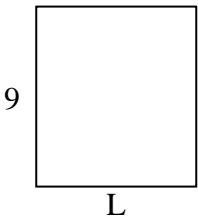
8) Fläche =  $27u^2$



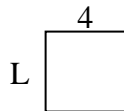
9) Fläche =  $70u^2$



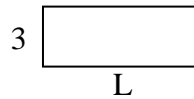
10) Fläche =  $72u^2$




11) Fläche =  $16u^2$



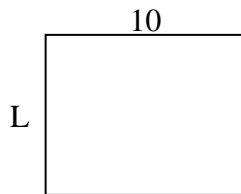
12) Fläche =  $24u^2$




13) Fläche =  $14u^2$



14) Fläche =  $80u^2$



15) Fläche =  $27u^2$



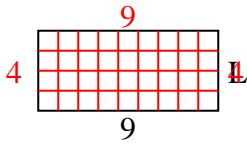
**Antworten**

1. \_\_\_\_\_
2. \_\_\_\_\_
3. \_\_\_\_\_
4. \_\_\_\_\_
5. \_\_\_\_\_
6. \_\_\_\_\_
7. \_\_\_\_\_
8. \_\_\_\_\_
9. \_\_\_\_\_
10. \_\_\_\_\_
11. \_\_\_\_\_
12. \_\_\_\_\_
13. \_\_\_\_\_
14. \_\_\_\_\_
15. \_\_\_\_\_

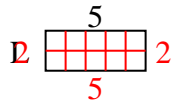


Berechne den Wert von 'L'.

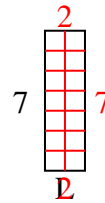
1) Fläche =  $36u^2$



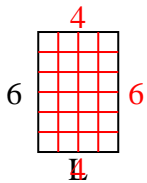
2) Fläche =  $10u^2$



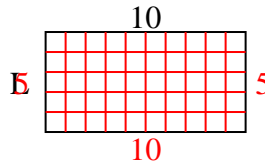
3) Fläche =  $14u^2$



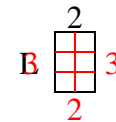
4) Fläche =  $24u^2$



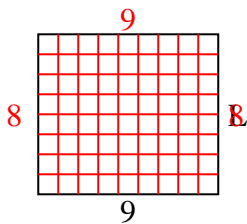
5) Fläche =  $50u^2$



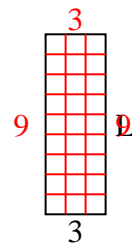
6) Fläche =  $6u^2$



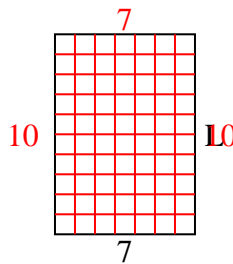
7) Fläche =  $72u^2$



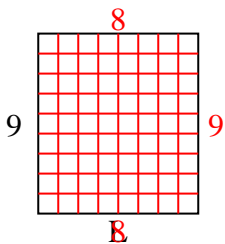
8) Fläche =  $27u^2$



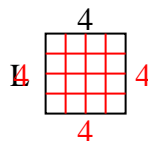
9) Fläche =  $70u^2$



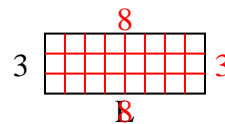
10) Fläche =  $72u^2$



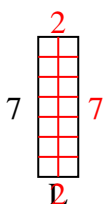
11) Fläche =  $16u^2$



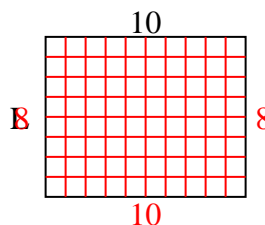
12) Fläche =  $24u^2$



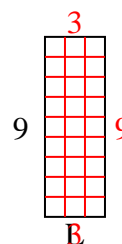
13) Fläche =  $14u^2$



14) Fläche =  $80u^2$



15) Fläche =  $27u^2$

**Antworten**1. 42. 23. 24. 45. 56. 37. 88. 99. 1010. 811. 412. 813. 214. 815. 3