

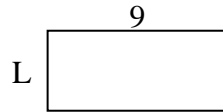


Berechne den Wert von 'L'.

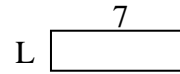
1) Fläche = $8u^2$



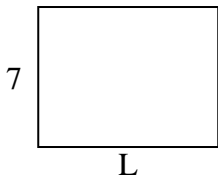
2) Fläche = $36u^2$



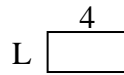
3) Fläche = $14u^2$



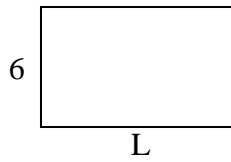
4) Fläche = $63u^2$



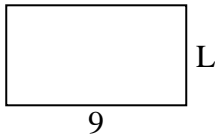
5) Fläche = $8u^2$



6) Fläche = $60u^2$



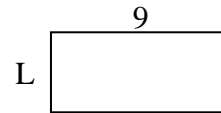
7) Fläche = $45u^2$



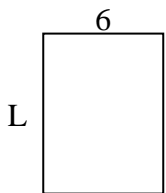
8) Fläche = $20u^2$



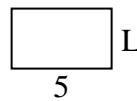
9) Fläche = $36u^2$



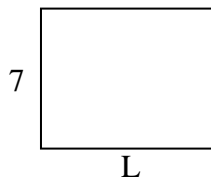
10) Fläche = $48u^2$



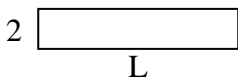
11) Fläche = $15u^2$



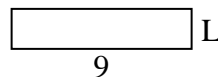
12) Fläche = $63u^2$



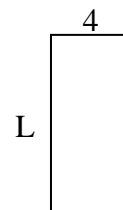
13) Fläche = $20u^2$



14) Fläche = $18u^2$



15) Fläche = $36u^2$

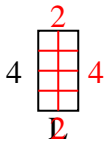
**Antworten**

1. _____
2. _____
3. _____
4. _____
5. _____
6. _____
7. _____
8. _____
9. _____
10. _____
11. _____
12. _____
13. _____
14. _____
15. _____

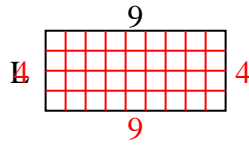


Berechne den Wert von 'L'.

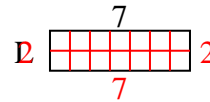
1) Fläche = $8u^2$



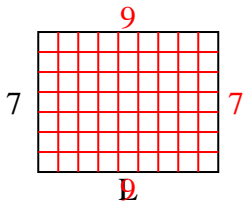
2) Fläche = $36u^2$



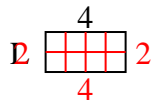
3) Fläche = $14u^2$



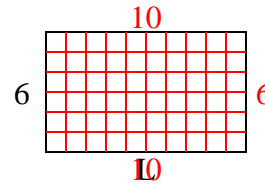
4) Fläche = $63u^2$



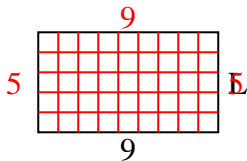
5) Fläche = $8u^2$



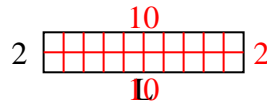
6) Fläche = $60u^2$



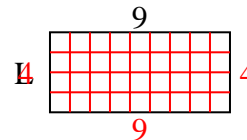
7) Fläche = $45u^2$



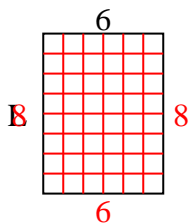
8) Fläche = $20u^2$



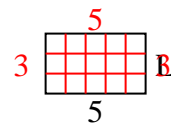
9) Fläche = $36u^2$



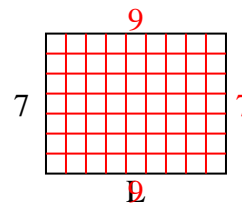
10) Fläche = $48u^2$



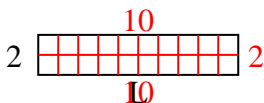
11) Fläche = $15u^2$



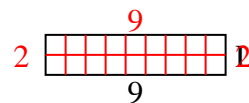
12) Fläche = $63u^2$



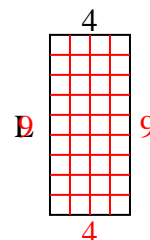
13) Fläche = $20u^2$



14) Fläche = $18u^2$



15) Fläche = $36u^2$

**Antworten**1. 22. 43. 24. 95. 26. 107. 58. 109. 410. 811. 312. 913. 1014. 215. 9