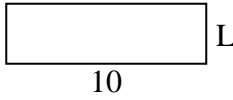


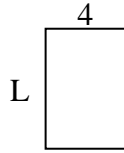


Berechne den Wert von 'L'.

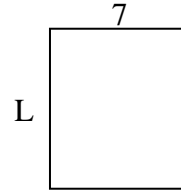
1) Fläche = $30u^2$



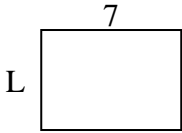
2) Fläche = $24u^2$



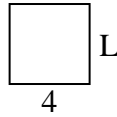
3) Fläche = $56u^2$



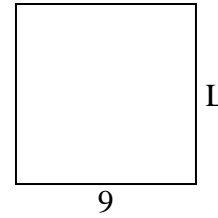
4) Fläche = $35u^2$



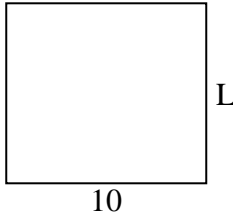
5) Fläche = $16u^2$



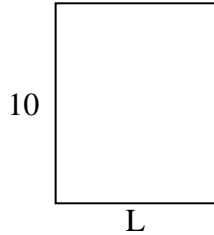
6) Fläche = $81u^2$



7) Fläche = $90u^2$




8) Fläche = $80u^2$



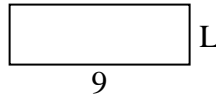
9) Fläche = $27u^2$




10) Fläche = $32u^2$



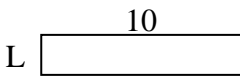
11) Fläche = $27u^2$



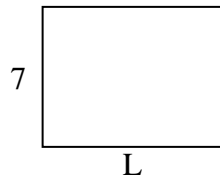
12) Fläche = $14u^2$



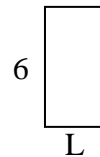
13) Fläche = $20u^2$



14) Fläche = $63u^2$



15) Fläche = $18u^2$



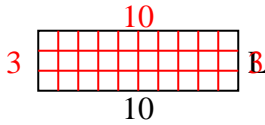
Antworten

1. _____
2. _____
3. _____
4. _____
5. _____
6. _____
7. _____
8. _____
9. _____
10. _____
11. _____
12. _____
13. _____
14. _____
15. _____

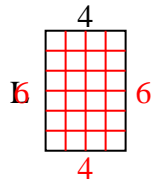


Berechne den Wert von 'L'.

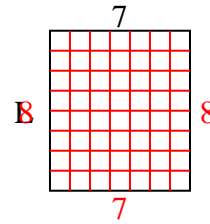
1) Fläche = $30u^2$



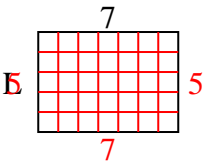
2) Fläche = $24u^2$



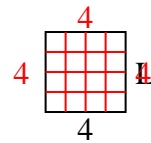
3) Fläche = $56u^2$



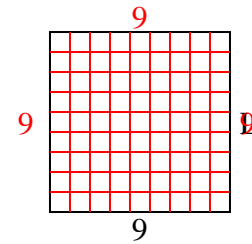
4) Fläche = $35u^2$



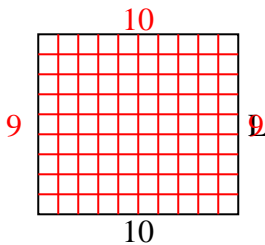
5) Fläche = $16u^2$



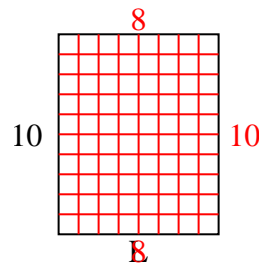
6) Fläche = $81u^2$



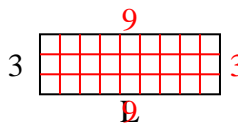
7) Fläche = $90u^2$



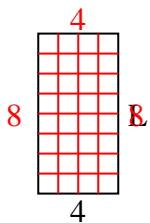
8) Fläche = $80u^2$



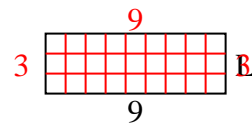
9) Fläche = $27u^2$



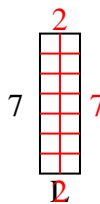
10) Fläche = $32u^2$



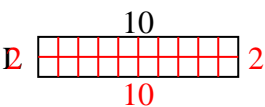
11) Fläche = $27u^2$



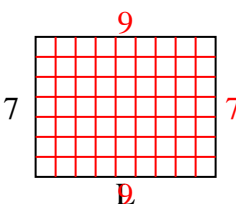
12) Fläche = $14u^2$



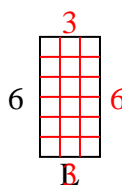
13) Fläche = $20u^2$



14) Fläche = $63u^2$



15) Fläche = $18u^2$

**Antworten**1. 32. 63. 84. 55. 46. 97. 98. 89. 910. 811. 312. 213. 214. 915. 3