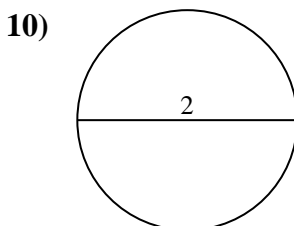
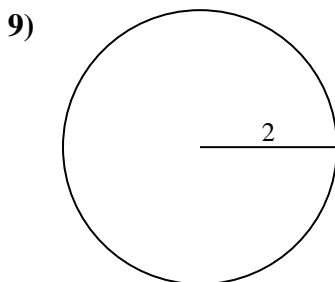
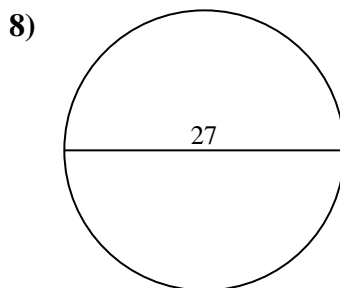
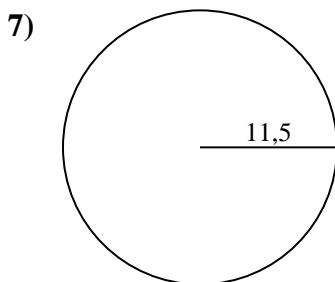
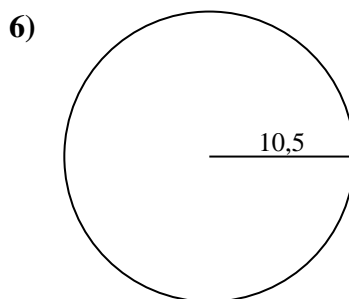
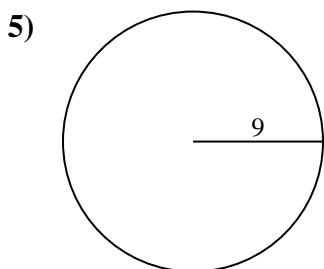
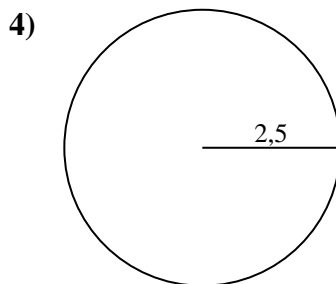
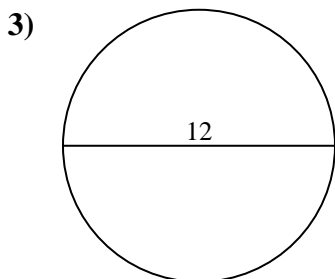
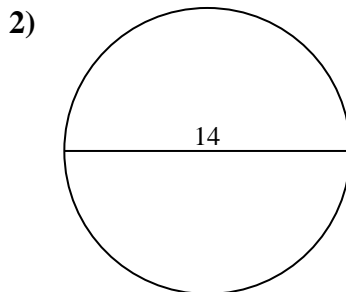
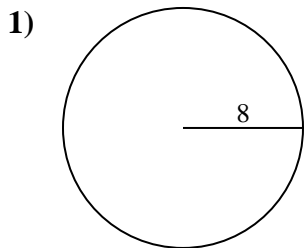




Berechne die Kreisfläche. Die Kreise sind nicht maßstäblich.

Antworten

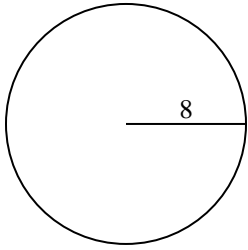


- 1. _____
- 2. _____
- 3. _____
- 4. _____
- 5. _____
- 6. _____
- 7. _____
- 8. _____
- 9. _____
- 10. _____

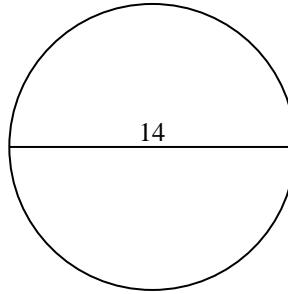


Berechne die Kreisfläche. Die Kreise sind nicht maßstäblich.

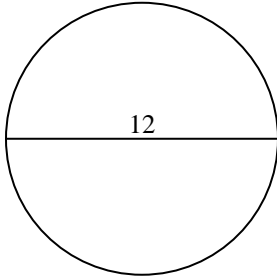
1)



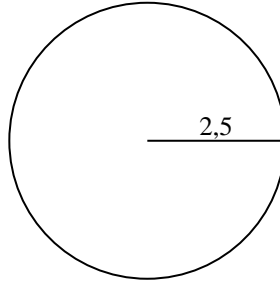
2)



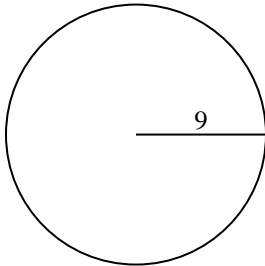
3)



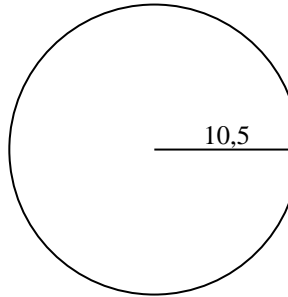
4)



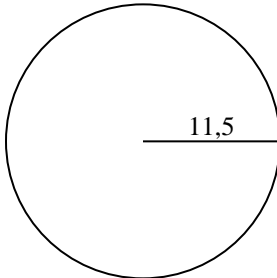
5)



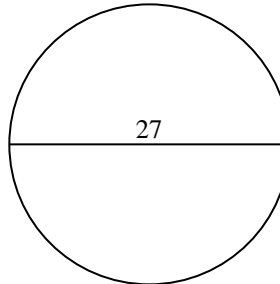
6)



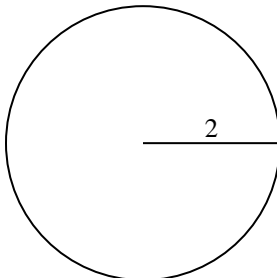
7)



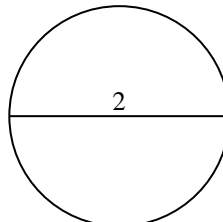
8)



9)



10)

**Antworten**1. 201,12. 153,93. 113,14. 19,65. 254,56. 346,47. 415,58. 572,69. 12,610. 3,1



Berechne die Kreisfläche. Die Kreise sind nicht maßstäblich.

572,6	113,1	415,5	12,6	346,4
201,1	153,9	254,5	19,6	

Antworten

- 1. _____
- 2. _____
- 3. _____
- 4. _____
- 5. _____
- 6. _____
- 7. _____
- 8. _____
- 9. _____

