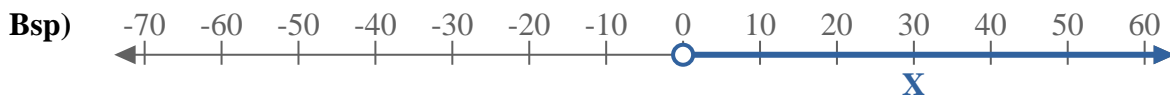


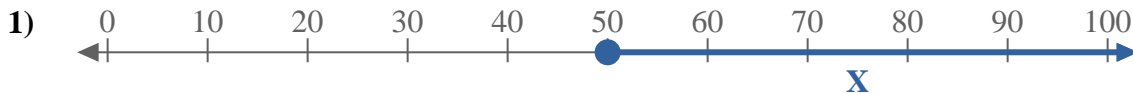


Schreibe eine Ungleichung auf, um die blaue Linie auf dem Zahlenstrahl darzustellen.



**Antworten**

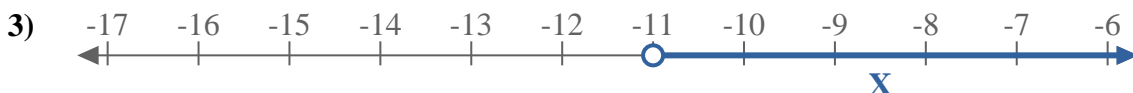
Bsp.  $X > 0$



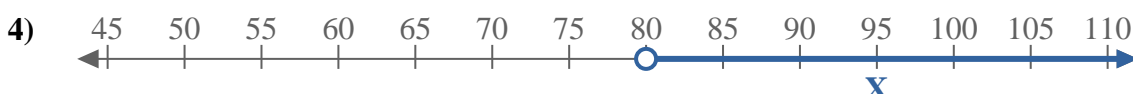
1. \_\_\_\_\_



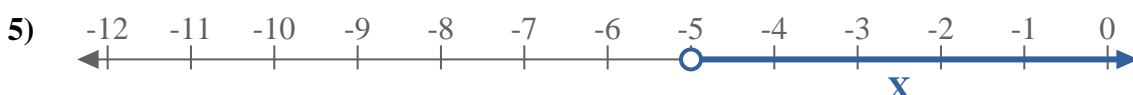
2. \_\_\_\_\_



3. \_\_\_\_\_



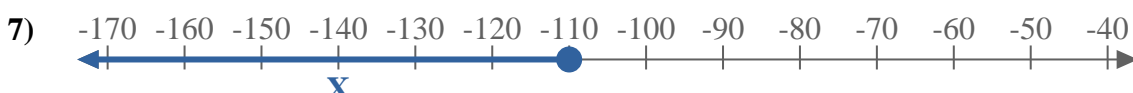
4. \_\_\_\_\_



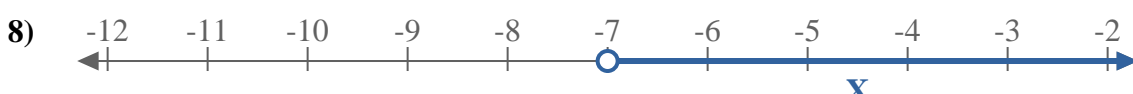
5. \_\_\_\_\_



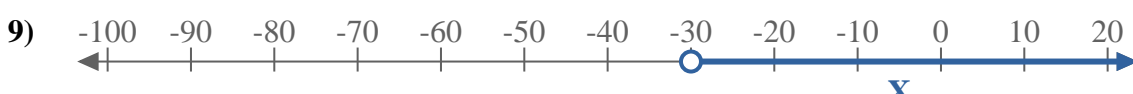
6. \_\_\_\_\_



7. \_\_\_\_\_



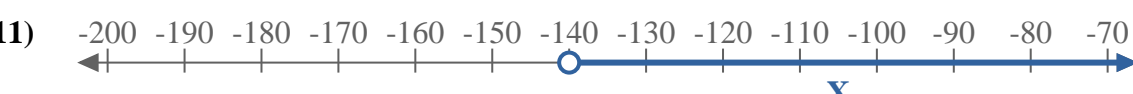
8. \_\_\_\_\_



9. \_\_\_\_\_



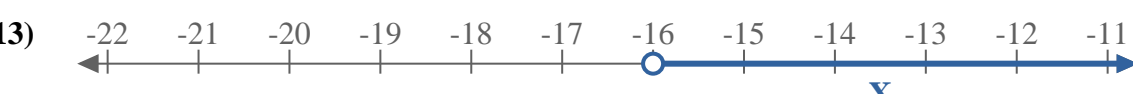
10. \_\_\_\_\_



11. \_\_\_\_\_



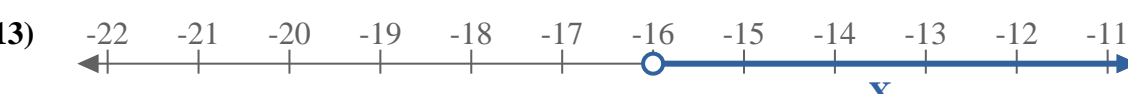
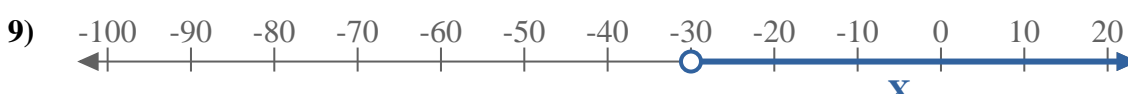
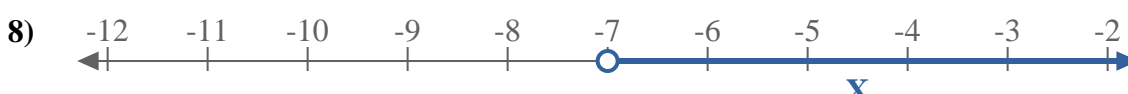
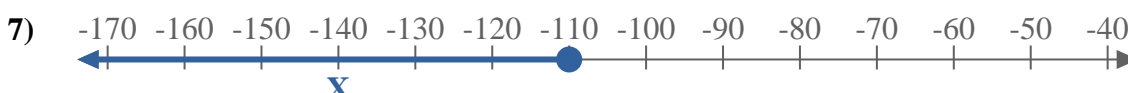
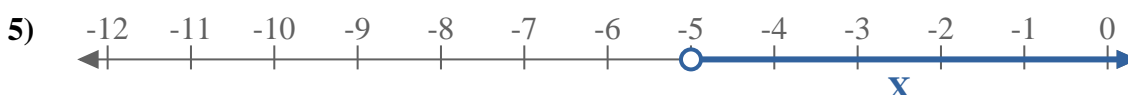
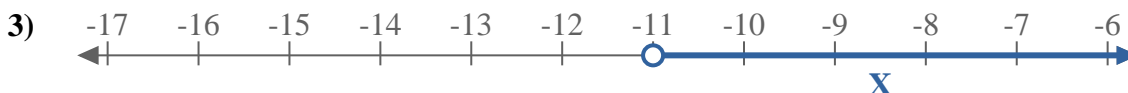
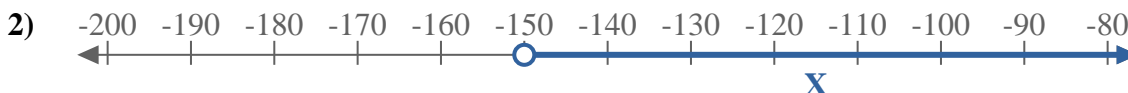
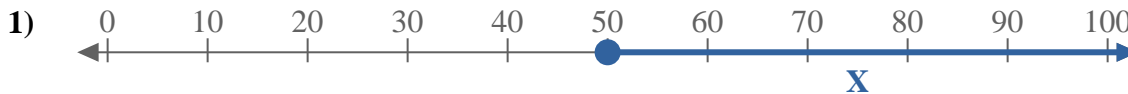
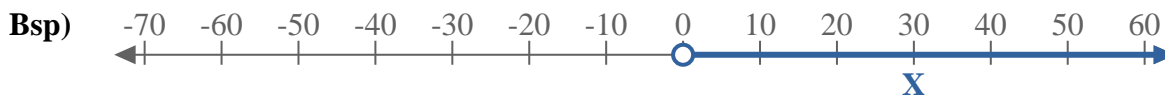
12. \_\_\_\_\_



13. \_\_\_\_\_



Schreibe eine Ungleichung auf, um die blaue Linie auf dem Zahlenstrahl darzustellen.



**Antworten**

Bsp.  $X > 0$

1.  $X \geq 50$

2.  $X > -150$

3.  $X > -11$

4.  $X > 80$

5.  $X > -5$

6.  $X \leq -35$

7.  $X \leq -110$

8.  $X > -7$

9.  $X > -30$

10.  $X < 100$

11.  $X > -140$

12.  $X < 10$

13.  $X > -16$