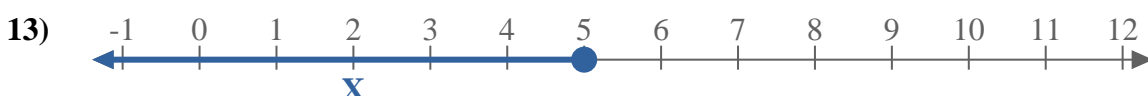
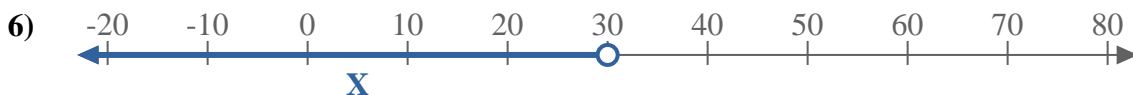
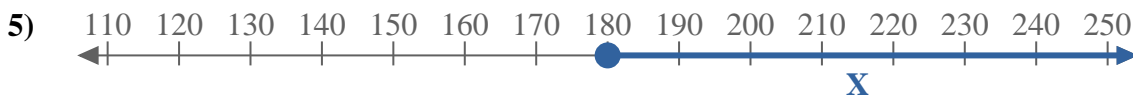
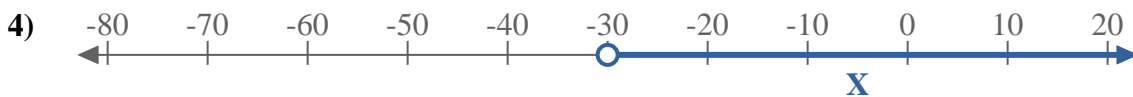
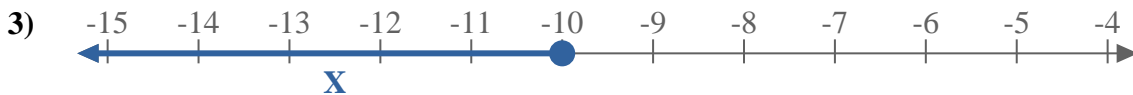
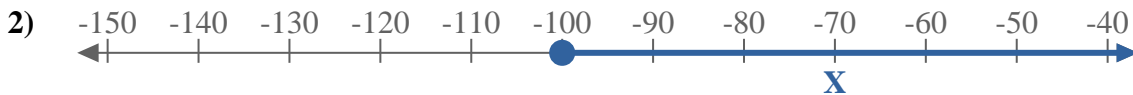
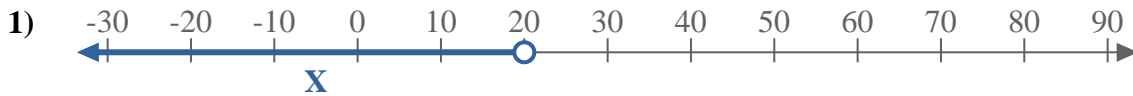
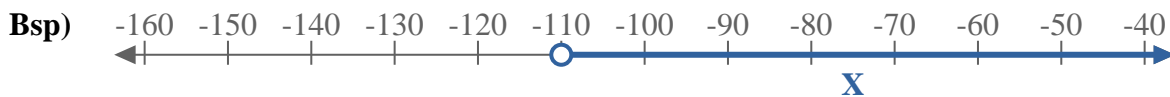




Schreibe eine Ungleichung auf, um die blaue Linie auf dem Zahlenstrahl darzustellen.



**Antworten**

Bsp.  $X > -110$

1. \_\_\_\_\_

2. \_\_\_\_\_

3. \_\_\_\_\_

4. \_\_\_\_\_

5. \_\_\_\_\_

6. \_\_\_\_\_

7. \_\_\_\_\_

8. \_\_\_\_\_

9. \_\_\_\_\_

10. \_\_\_\_\_

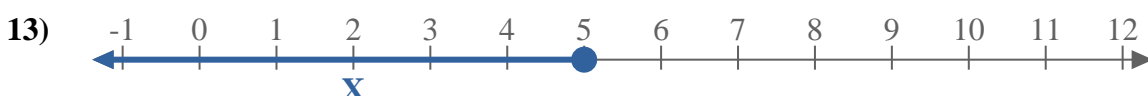
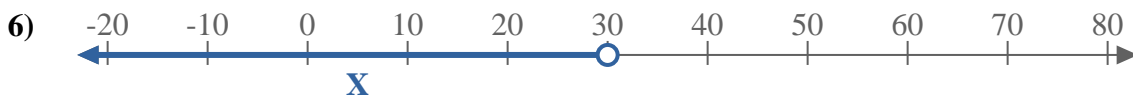
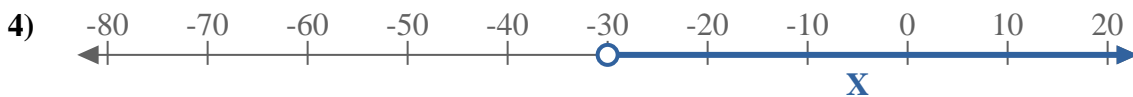
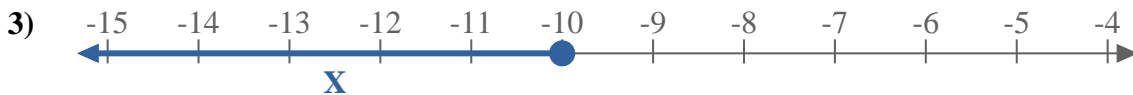
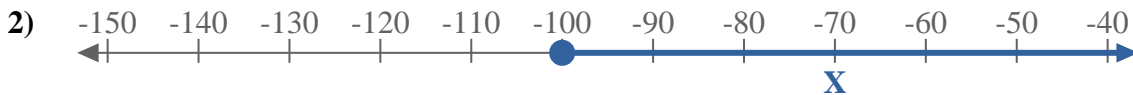
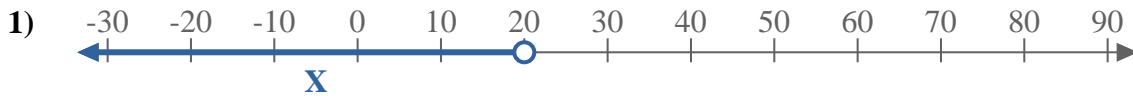
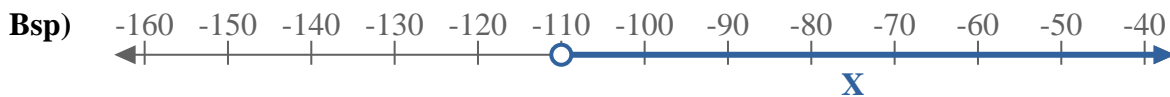
11. \_\_\_\_\_

12. \_\_\_\_\_

13. \_\_\_\_\_



Schreibe eine Ungleichung auf, um die blaue Linie auf dem Zahlenstrahl darzustellen.



**Antworten**

Bsp.  $X > -110$

1.  $X < 20$

2.  $X \geq -100$

3.  $X \leq -10$

4.  $X > -30$

5.  $X \geq 180$

6.  $X < 30$

7.  $X \leq -180$

8.  $X < -30$

9.  $X > 170$

10.  $X \leq 110$

11.  $X < -170$

12.  $X > -170$

13.  $X \leq 5$