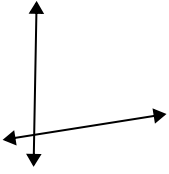




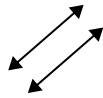
Benutze 'parallel', 'rechtwinklig'(rech) oder 'sich überschneidend'(über) um die Linien zu beschreiben.

**Antworten**

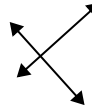
1)



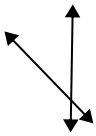
2)



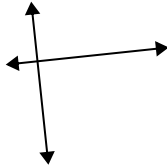
3)



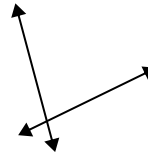
4)



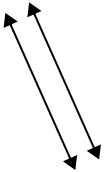
5)



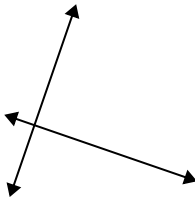
6)



7)



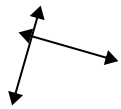
8)



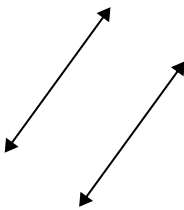
9)



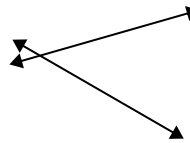
10)



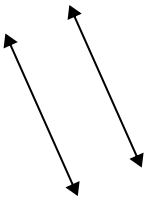
11)



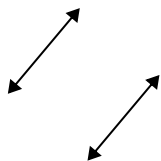
12)



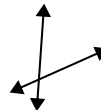
13)



14)



15)



1. \_\_\_\_\_

2. \_\_\_\_\_

3. \_\_\_\_\_

4. \_\_\_\_\_

5. \_\_\_\_\_

6. \_\_\_\_\_

7. \_\_\_\_\_

8. \_\_\_\_\_

9. \_\_\_\_\_

10. \_\_\_\_\_

11. \_\_\_\_\_

12. \_\_\_\_\_

13. \_\_\_\_\_

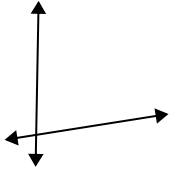
14. \_\_\_\_\_

15. \_\_\_\_\_

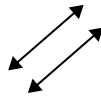


Benutze 'parallel', 'rechtwinklig'(rech) oder 'sich überschneidend'(über) um die Linien zu beschreiben.

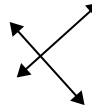
1)



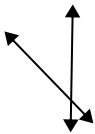
2)



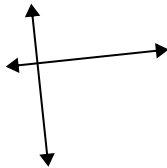
3)



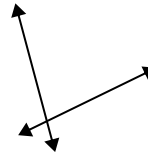
4)



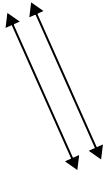
5)



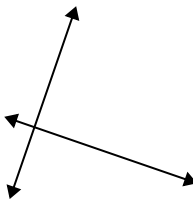
6)



7)



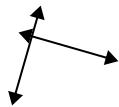
8)



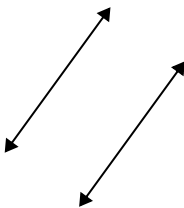
9)



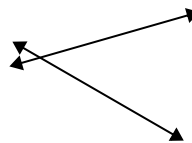
10)



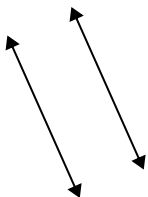
11)



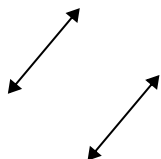
12)



13)



14)



15)



Antworten

1. über

2. parallel

3. rech & über

4. über

5. rech & über

6. über

7. parallel

8. rech & über

9. rech & über

10. rech & über

11. parallel

12. über

13. parallel

14. parallel

15. über