



Messe jeden Streifen ab (in cm) und stelle die Ergebnisse dann in einem Liniendiagramm dar.


Antworten



1. _____



2. _____




3. _____



4. _____



5. _____



6. _____



7. _____



8. _____




9. _____




10. _____



11. _____



12. _____



13. _____



14. _____



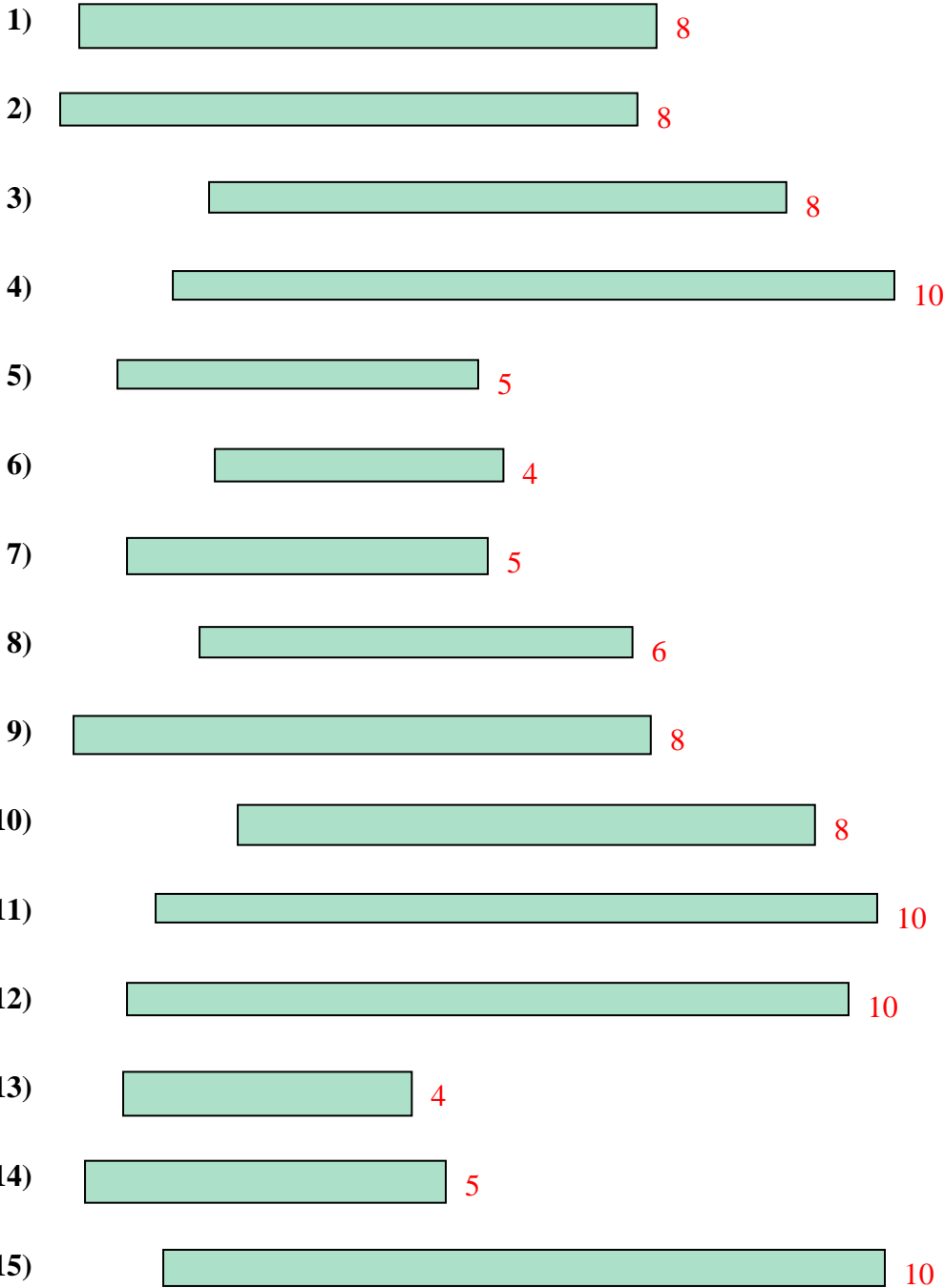
15. _____

Line Plot



Messe jeden Streifen ab (in cm) und stelle die Ergebnisse dann in einem Liniendiagramm dar.

Antworten



- 1. 8
- 2. 8
- 3. 8
- 4. 10
- 5. 5
- 6. 4
- 7. 5
- 8. 6
- 9. 8
- 10. 8
- 11. 10
- 12. 10
- 13. 4
- 14. 5
- 15. 10

Line Plot

