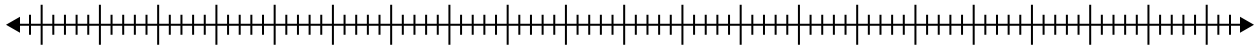


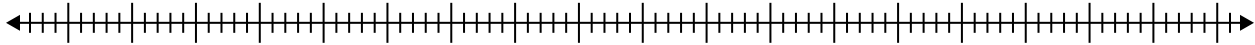


Erstelle eine Kastengrafik aus den angegebenen Zahlen.

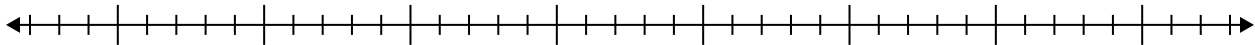
1) 65, 50, 89, 99, 61, 70, 21, 35, 89, 49, 45



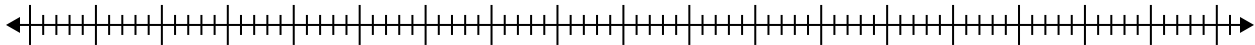
2) 40, 44, 74, 28, 79, 97, 83, 55, 33, 85, 40, 81



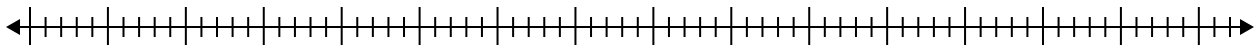
3) 7, 17, 20, 8, 17, 11, 6, 11



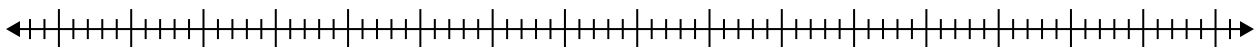
4) 66, 35, 87, 66, 96, 54, 85, 67, 53



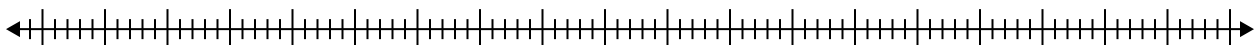
5) 86, 59, 75, 46, 83, 29, 70, 35, 31, 22, 64, 82



6) 97, 93, 30, 61, 68, 83, 60



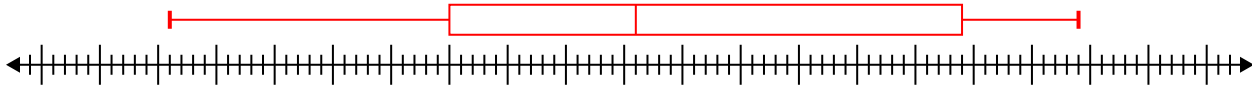
7) 62, 30, 97, 38, 65, 67, 21, 25



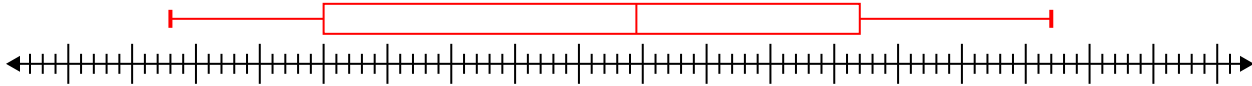


Erstelle eine Kastengrafik aus den angegebenen Zahlen.

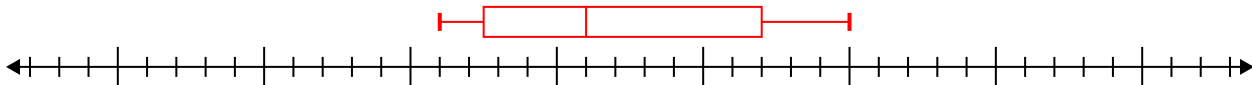
- 1) 65, 50, 89, 99, 61, 70, 21, 35, 89, 49, 45 **Min=21 Max=99 q1=45 Q2=61 q3=89**



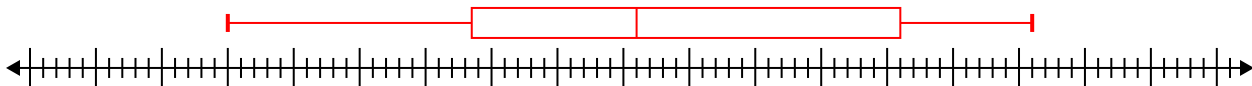
- 2) 40, 44, 74, 28, 79, 97, 83, 55, 33, 85, 40, 81 **Min=28 Max=97 q1=40 Q2=64.5 q3=82**



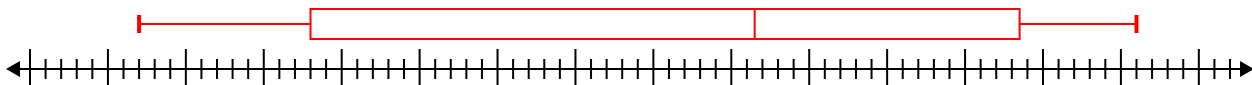
- 3) 7, 17, 20, 8, 17, 11, 6, 11 **Min=6 Max=20 q1=7.5 Q2=11 q3=17**



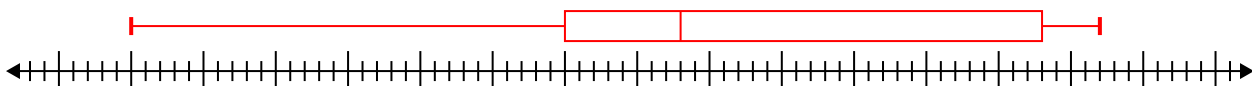
- 4) 66, 35, 87, 66, 96, 54, 85, 67, 53 **Min=35 Max=96 q1=53.5 Q2=66 q3=86**



- 5) 86, 59, 75, 46, 83, 29, 70, 35, 31, 22, 64, 82 **Min=22 Max=86 q1=33 Q2=61.5 q3=78.5**



- 6) 97, 93, 30, 61, 68, 83, 60 **Min=30 Max=97 q1=60 Q2=68 q3=93**



- 7) 62, 30, 97, 38, 65, 67, 21, 25 **Min=21 Max=97 q1=27.5 Q2=50 q3=66**

