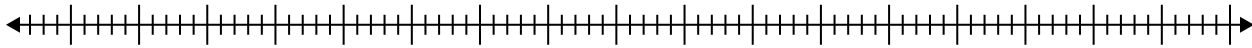


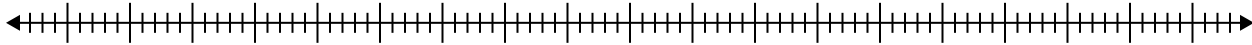


Erstelle eine Kastengrafik aus den angegebenen Zahlen.

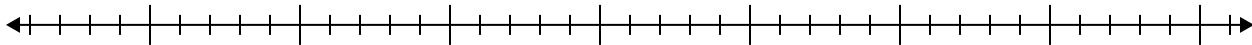
- 1) 56, 99, 49, 86, 98, 32, 24, 77, 52



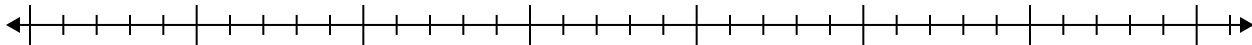
- 2) 39, 21, 38, 96, 68, 46, 72, 51



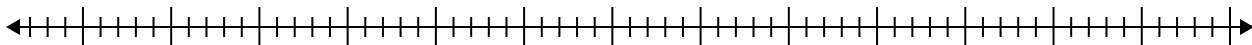
- 3) 14, 13, 9, 5, 13, 12, 17, 16



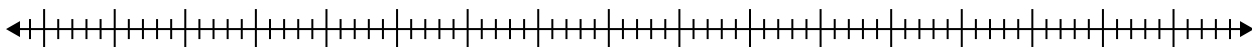
- 4) 11, 19, 6, 20, 5, 18, 15, 14



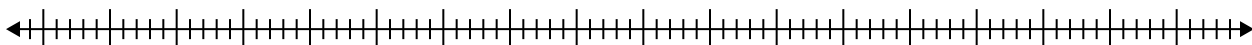
- 5) 43, 55, 28, 69, 75, 50, 70, 65



- 6) 68, 39, 63, 63, 79, 22



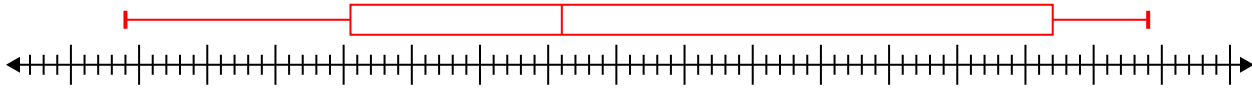
- 7) 33, 67, 34, 94, 49, 57, 56, 88, 38, 41, 29



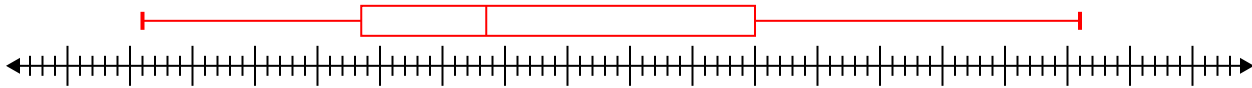


Erstelle eine Kastengrafik aus den angegebenen Zahlen.

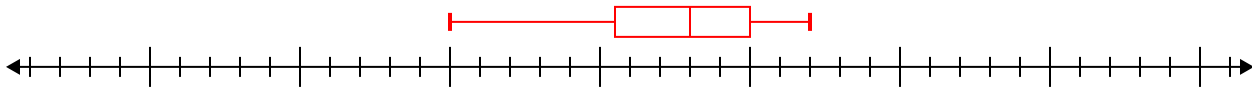
- 1) 56, 99, 49, 86, 98, 32, 24, 77, 52 **Min=24 Max=99 q1=40.5 Q2=56 q3=92**



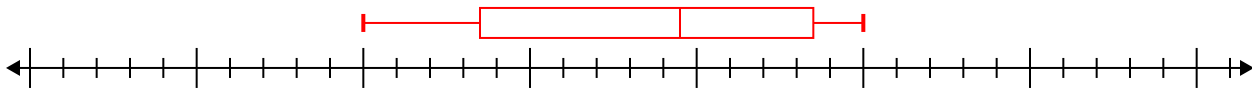
- 2) 39, 21, 38, 96, 68, 46, 72, 51 **Min=21 Max=96 q1=38.5 Q2=48.5 q3=70**



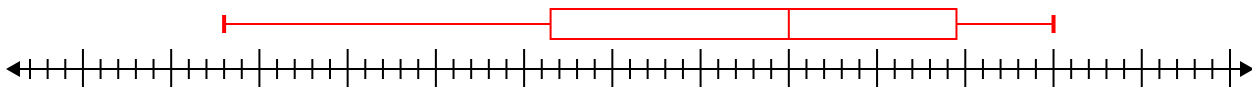
- 3) 14, 13, 9, 5, 13, 12, 17, 16 **Min=5 Max=17 q1=10.5 Q2=13 q3=15**



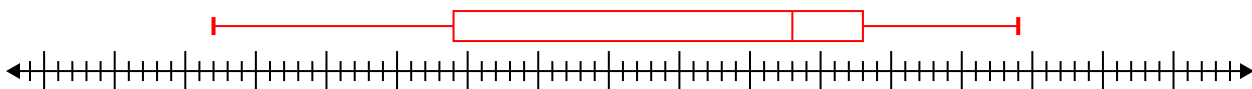
- 4) 11, 19, 6, 20, 5, 18, 15, 14 **Min=5 Max=20 q1=8.5 Q2=14.5 q3=18.5**



- 5) 43, 55, 28, 69, 75, 50, 70, 65 **Min=28 Max=75 q1=46.5 Q2=60 q3=69.5**



- 6) 68, 39, 63, 63, 79, 22 **Min=22 Max=79 q1=39 Q2=63 q3=68**



- 7) 33, 67, 34, 94, 49, 57, 56, 88, 38, 41, 29 **Min=29 Max=94 q1=34 Q2=49 q3=67**

