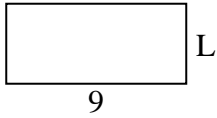


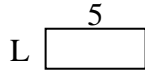


Berechne den Wert von 'L'.


1) Fläche =  $36u^2$



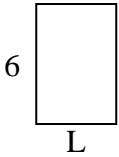
2) Fläche =  $10u^2$



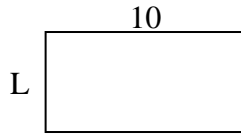
3) Fläche =  $14u^2$



4) Fläche =  $24u^2$



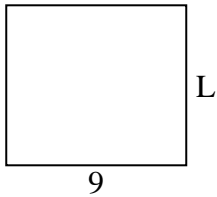
5) Fläche =  $50u^2$



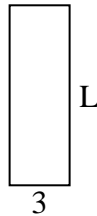
6) Fläche =  $6u^2$



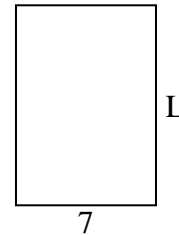
7) Fläche =  $72u^2$



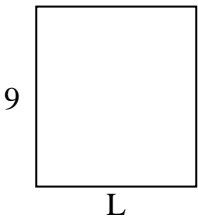
8) Fläche =  $27u^2$



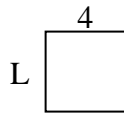
9) Fläche =  $70u^2$



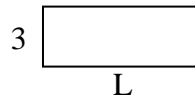
10) Fläche =  $72u^2$




11) Fläche =  $16u^2$



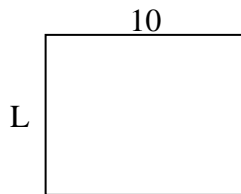
12) Fläche =  $24u^2$




13) Fläche =  $14u^2$



14) Fläche =  $80u^2$



15) Fläche =  $27u^2$



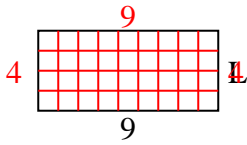
**Antworten**

1. \_\_\_\_\_
2. \_\_\_\_\_
3. \_\_\_\_\_
4. \_\_\_\_\_
5. \_\_\_\_\_
6. \_\_\_\_\_
7. \_\_\_\_\_
8. \_\_\_\_\_
9. \_\_\_\_\_
10. \_\_\_\_\_
11. \_\_\_\_\_
12. \_\_\_\_\_
13. \_\_\_\_\_
14. \_\_\_\_\_
15. \_\_\_\_\_

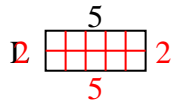


Berechne den Wert von 'L'.

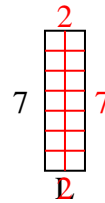
1) Fläche =  $36u^2$



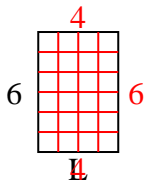
2) Fläche =  $10u^2$



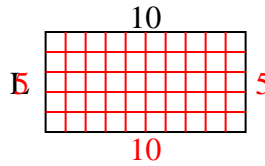
3) Fläche =  $14u^2$



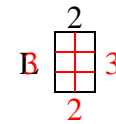
4) Fläche =  $24u^2$



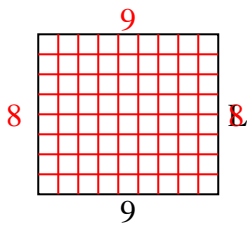
5) Fläche =  $50u^2$



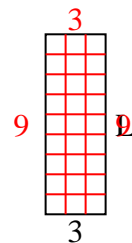
6) Fläche =  $6u^2$



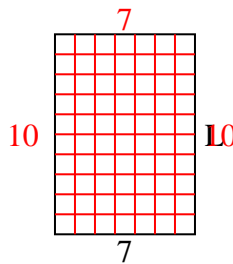
7) Fläche =  $72u^2$



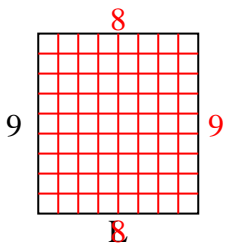
8) Fläche =  $27u^2$



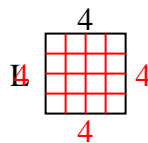
9) Fläche =  $70u^2$



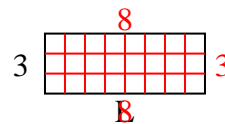
10) Fläche =  $72u^2$



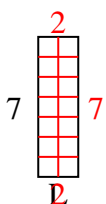
11) Fläche =  $16u^2$



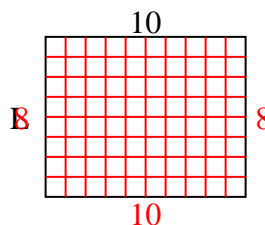
12) Fläche =  $24u^2$



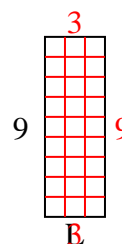
13) Fläche =  $14u^2$



14) Fläche =  $80u^2$



15) Fläche =  $27u^2$

**Antworten**1. 42. 23. 24. 45. 56. 37. 88. 99. 1010. 811. 412. 813. 214. 815. 3